



Glove Recycling Drop-off Instructions

Thank you for recycling gloves through the Kimberly-Clark RightCycle Program with the University of Illinois at Urbana-Champaign. When you have one or more full collection bins at your site, take them to the Glove Recycling Shipping Container behind the Physical Plant Service Building at 1501 S. Oak in Champaign, using the north gated entrance. The map below shows the location of the storage container.



Please observe these safety rules:

- Go to the storage container between 9 a.m. and 2:30 p.m., when there is less traffic and it is easier to reach the storage container.
- Note that the area around the storage container is unpaved, and there are no sidewalks.
- Watch for cars and trucks coming from all directions.
- Wear close-toed shoes.
- The gated area is locked and inaccessible on weekends and university holidays.


Storage Container Instructions

1. There are two levers on each door.





Above each one, there is a top piece that prevents you from lifting the lever.


For each lever, rotate that piece upward and hold it.



Keep holding the top piece as you lift the lever and clear it of the locking mechanism.




2. Once you have unlatched the levers on one door, rotate the levers toward you until they are at a 90-degree angle to the door. Now you can let go of the top pieces, even if they fall back into place.



Rotating the levers unlatches the locking pins at the top and bottom of the door.

3. Pull the door open.
4. Repeat the procedure on the other door, if needed.



5. Load gloves into the storage container.






Note: Do not stack pallets on top of each other.

Whole Pallets: If you are dropping off a whole pallet, place it in the storage container as is.

Bags of Gloves: Please place collected gloves into one of the boxes that has already been placed in the storage container.

6. Close the storage container by completing these instructions in reverse.



When the Storage Container Is Full

When the last pallet that will fit in the storage container has been placed in it, email F&S Waste Management at recycling@illinois.edu.