


**Campus Bicycle Shop**  
*Annual Salary/Wage Funding Source Breakdown, FY13-FY15*


**FY13 Shop Manager Salary**



**FY14 Shop Manager Salary**



**FY15 Shop Manager Salary**



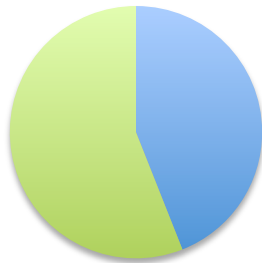
**Campus Bicycle Shop**  
*Annual Salary/Wage Funding Source Breakdown, FY13-FY15*

**FY13 Student Employee Wages**



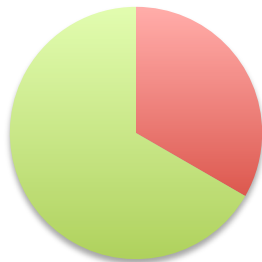
- SSC Contribution
- Net Income/TBP Contribution
- Campus Contribution

**FY14 Student Employee Wages**



- SSC Contribution
- Net Income/TBP Contribution
- Campus Contribution

**FY15 Student Employee Wages**



- SSC Contribution
- Net Income/TBP Contribution
- Campus Contribution