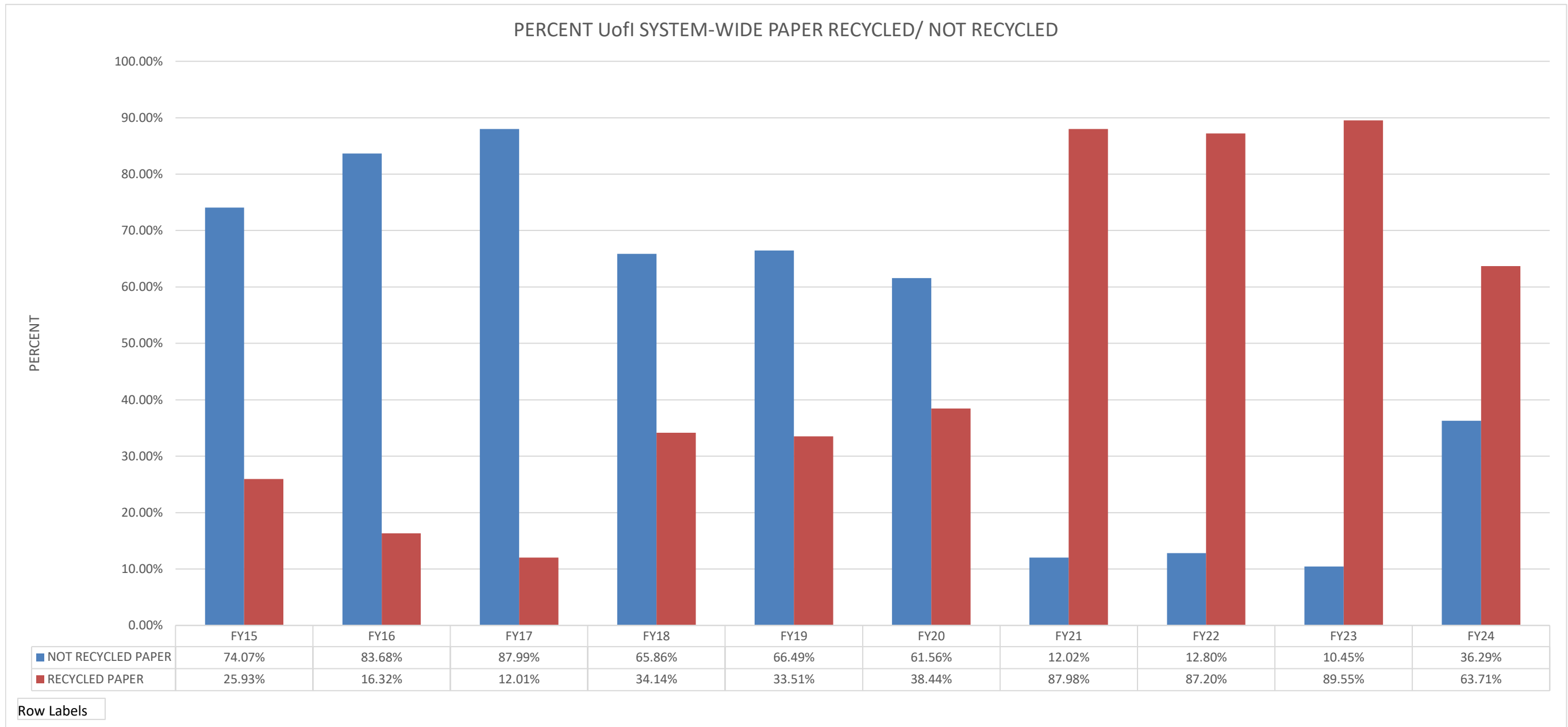


FY15 - 24 Uofl COPY PAPER (ODP Corporation Only)

CAMPUS (All)

| RECYCLED CON' | FY15 | FY16 | FY17 | FY18 | FY19 | FY20 | FY21 | FY22 | FY23 | FY24 |
|--------------------|-----------------------|---------------------|---------------------|---------------------|---------------------|---------------------|---------------------|---------------------|---------------------|---------------------|
| 0% | \$847,923.69 | \$706,856.97 | \$721,976.74 | \$372,764.62 | \$580,897.25 | \$496,822.41 | \$182,051.82 | \$269,910.17 | \$350,720.44 | \$399,455.52 |
| 30% | \$117,433.65 | \$113,228.84 | \$79,803.86 | \$91,271.16 | \$111,260.17 | \$109,377.05 | \$83,440.59 | \$79,029.23 | \$68,362.12 | \$65,645.27 |
| 50% | \$15,685.97 | \$11,350.20 | \$5,990.39 | \$39,213.40 | \$46,131.40 | \$28,211.60 | \$20,465.29 | \$32,012.87 | \$37,241.47 | \$6,224.16 |
| 100% | \$52,100.79 | \$13,304.90 | \$4,755.96 | | | | | | | \$75.41 |
| Grand Total | \$1,033,144.10 | \$844,740.91 | \$812,526.95 | \$503,249.18 | \$738,288.82 | \$634,411.06 | \$285,957.70 | \$380,952.27 | \$456,324.03 | \$471,400.36 |

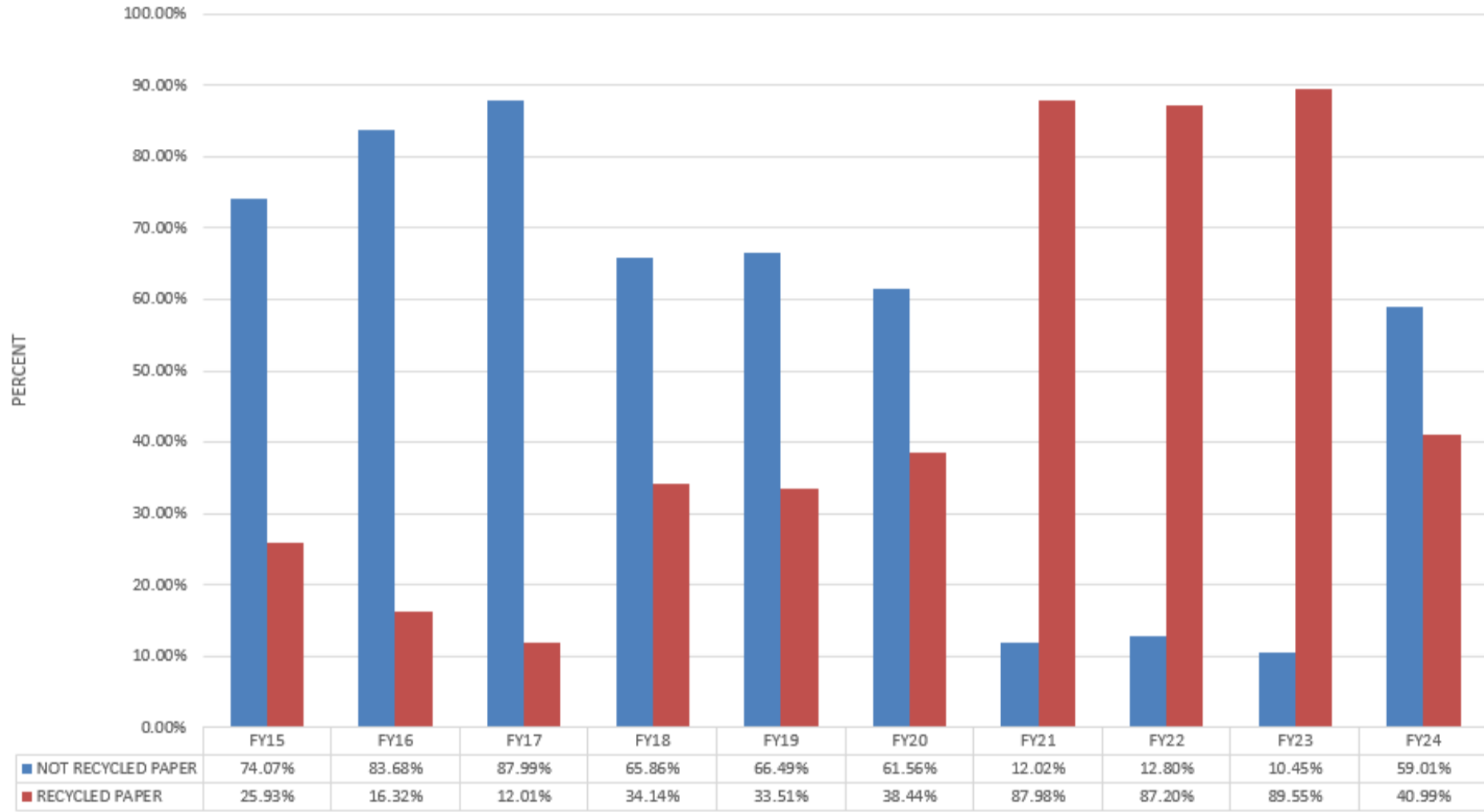


FY15 - 24 UIUC COPY PAPER (ODP Corporation Only)

CAMPUS UIUC

| RECYCLED CONTENT | FY15 | FY16 | FY17 | FY18 | FY19 | FY20 | FY21 | FY22 | FY23 | FY24 |
|--------------------|---------------------|---------------------|---------------------|---------------------|---------------------|---------------------|--------------------|---------------------|---------------------|---------------------|
| 0% | \$381,698.07 | \$262,374.44 | \$270,080.44 | \$135,408.76 | \$193,490.06 | \$174,183.94 | \$39,125.41 | \$88,277.41 | \$152,882.69 | \$174,683.00 |
| 30% | \$79,066.61 | \$71,740.93 | \$58,398.27 | \$71,219.83 | \$84,903.66 | \$79,024.19 | \$45,267.19 | \$27,398.64 | \$23,499.13 | \$27,399.56 |
| 50% | \$10,848.43 | \$7,667.04 | \$4,442.14 | \$12,638.93 | \$17,060.26 | \$12,516.79 | \$5,910.54 | \$13,232.45 | \$16,467.07 | \$4,395.12 |
| 100% | \$22,642.97 | \$7,290.53 | \$922.04 | | | | | | | |
| Grand Total | \$494,256.08 | \$349,072.94 | \$333,842.89 | \$219,267.52 | \$295,453.98 | \$265,724.92 | \$90,303.14 | \$128,908.50 | \$192,848.89 | \$206,477.68 |

PERCENT UIUC PAPER RECYCLED/ NOT RECYCLED



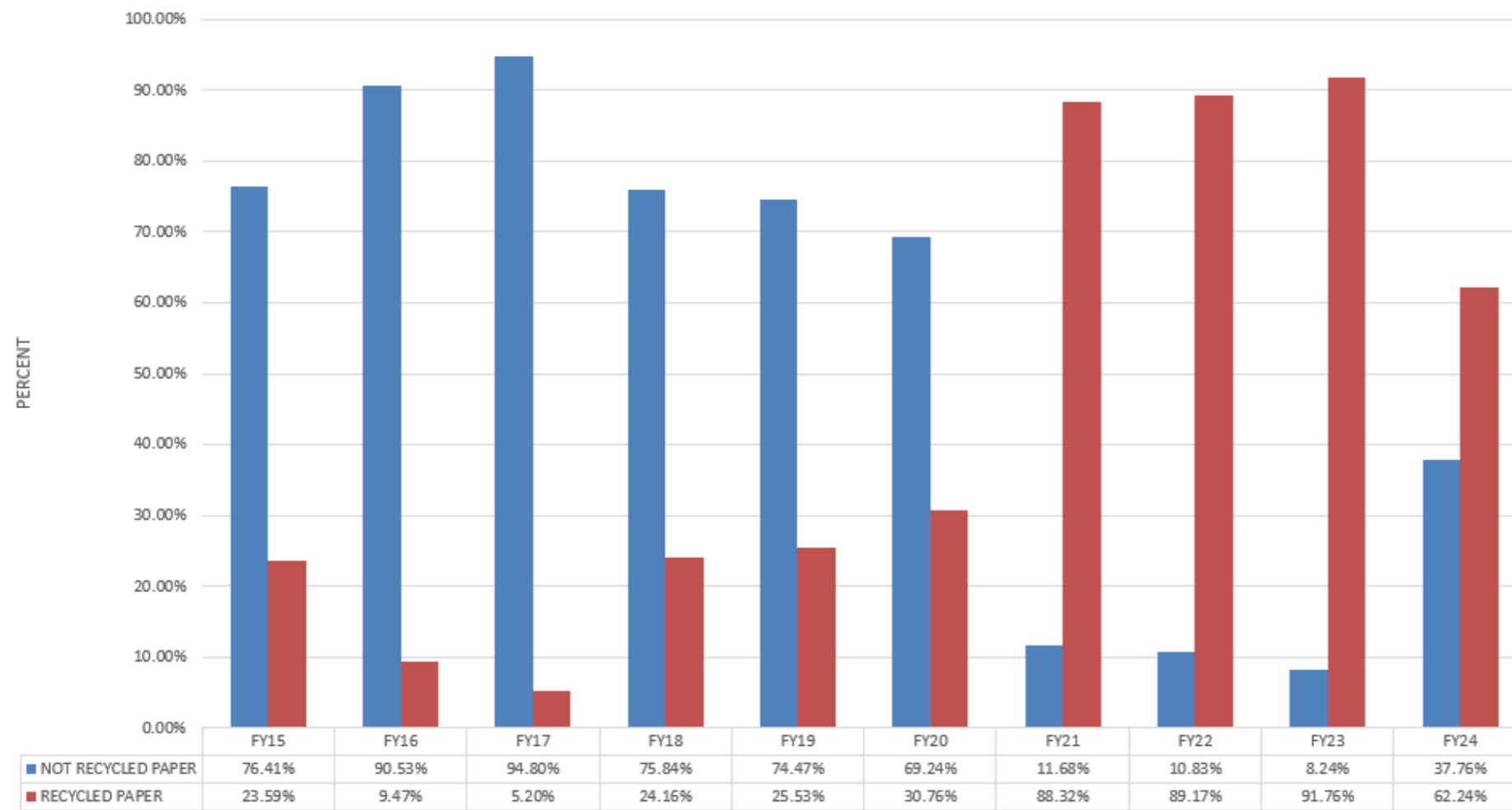
Row Labels ▼

FY15 - 24 UIC COPY PAPER (ODP Corporation Only)

CAMPUS UIC

| RECYCLED CONTENT | FY15 | FY16 | FY17 | FY18 | FY19 | FY20 | FY21 | FY22 | FY23 | FY24 |
|--------------------|---------------------|---------------------|---------------------|---------------------|---------------------|---------------------|---------------------|---------------------|---------------------|---------------------|
| 0% | \$419,427.99 | \$413,566.67 | \$423,526.37 | \$224,425.21 | \$361,662.84 | \$303,990.60 | \$135,474.28 | \$174,539.86 | \$191,480.16 | \$215,080.69 |
| 30% | \$34,840.39 | \$36,012.22 | \$18,366.08 | \$18,138.09 | \$23,159.47 | \$28,856.39 | \$37,587.87 | \$50,556.98 | \$43,537.28 | \$37,149.44 |
| 50% | \$3,630.50 | \$2,007.78 | \$1,472.41 | \$25,124.62 | \$28,375.12 | \$15,559.29 | \$14,224.05 | \$17,676.73 | \$18,916.25 | \$1,797.36 |
| 100% | \$25,969.77 | \$5,238.44 | \$2,075.14 | | | | | | | \$75.41 |
| Grand Total | \$483,868.65 | \$456,825.11 | \$445,440.00 | \$267,687.92 | \$413,197.43 | \$348,406.28 | \$187,286.20 | \$242,773.57 | \$253,933.69 | \$254,102.90 |

PERCENT UIC PAPER RECYCLED/ NOT RECYCLED



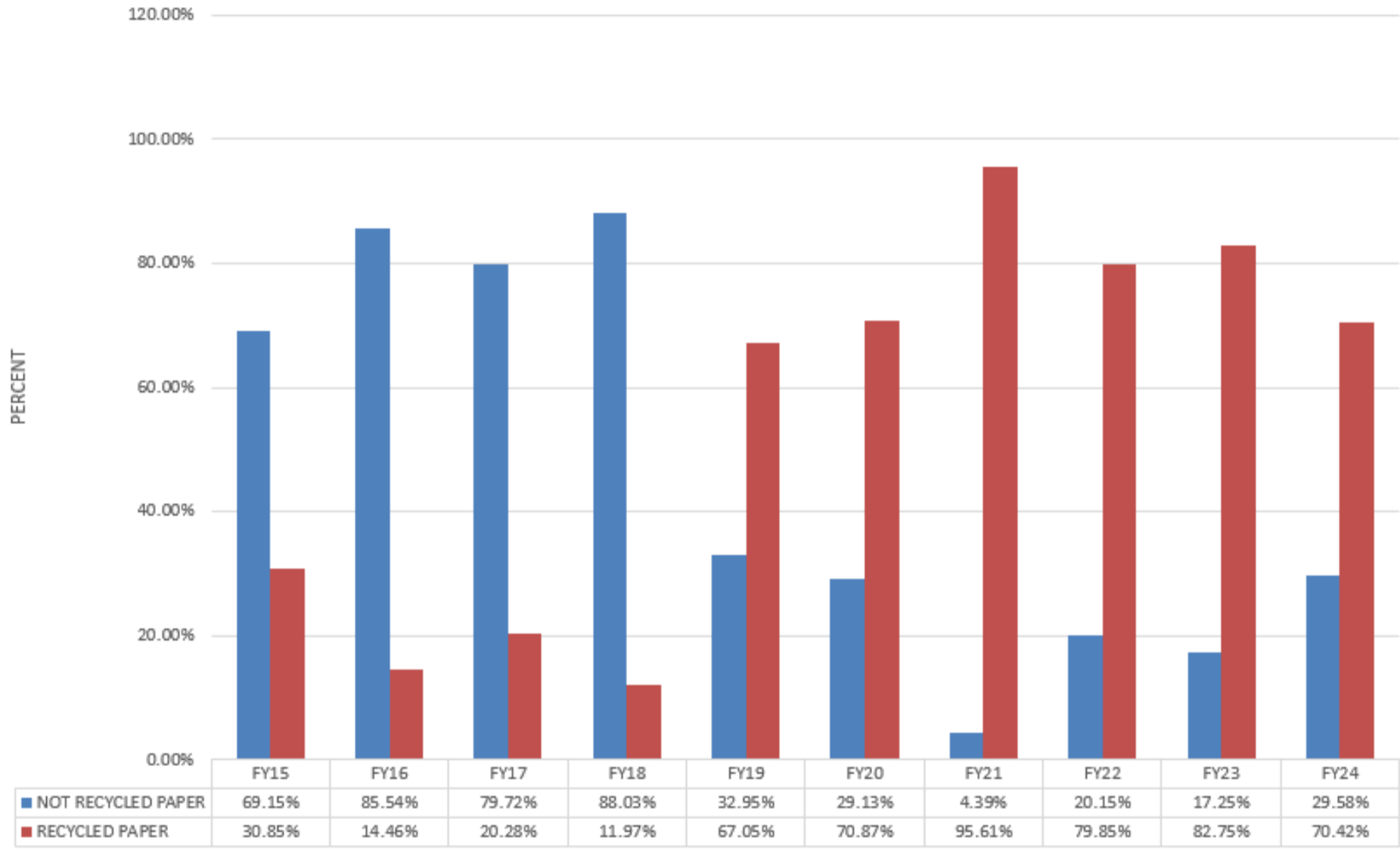
Row Labels

FY15 - 24 UIS COPY PAPER (ODP Corporation Only)

CAMPUS UIS

| RECYCLED CONTENT | FY15 | FY16 | FY17 | FY18 | FY19 | FY20 | FY21 | FY22 | FY23 | FY24 |
|--------------------|--------------------|--------------------|--------------------|-------------------|--------------------|--------------------|-------------------|-------------------|-------------------|-------------------|
| 0% | \$10,171.76 | \$9,691.77 | \$9,923.47 | \$5,790.81 | \$12,904.03 | \$10,171.18 | \$4,800.10 | \$3,283.36 | \$2,761.34 | \$4,544.52 |
| 30% | \$1,450.74 | \$695.31 | \$753.52 | \$234.37 | \$1,262.22 | \$488.95 | \$193.16 | \$248.79 | \$663.57 | \$547.32 |
| 50% | \$174.44 | \$284.90 | | \$289.47 | \$246.73 | | \$215.25 | \$426.98 | \$1,044.75 | \$23.76 |
| 100% | \$1,550.37 | \$657.90 | \$1,758.78 | | | | | | | |
| Grand Total | \$13,347.31 | \$11,329.88 | \$12,435.77 | \$6,314.65 | \$14,412.98 | \$10,660.13 | \$5,208.51 | \$3,959.13 | \$4,469.66 | \$5,115.60 |

PERCENT UIS PAPER RECYCLED/ NOT RECYCLED



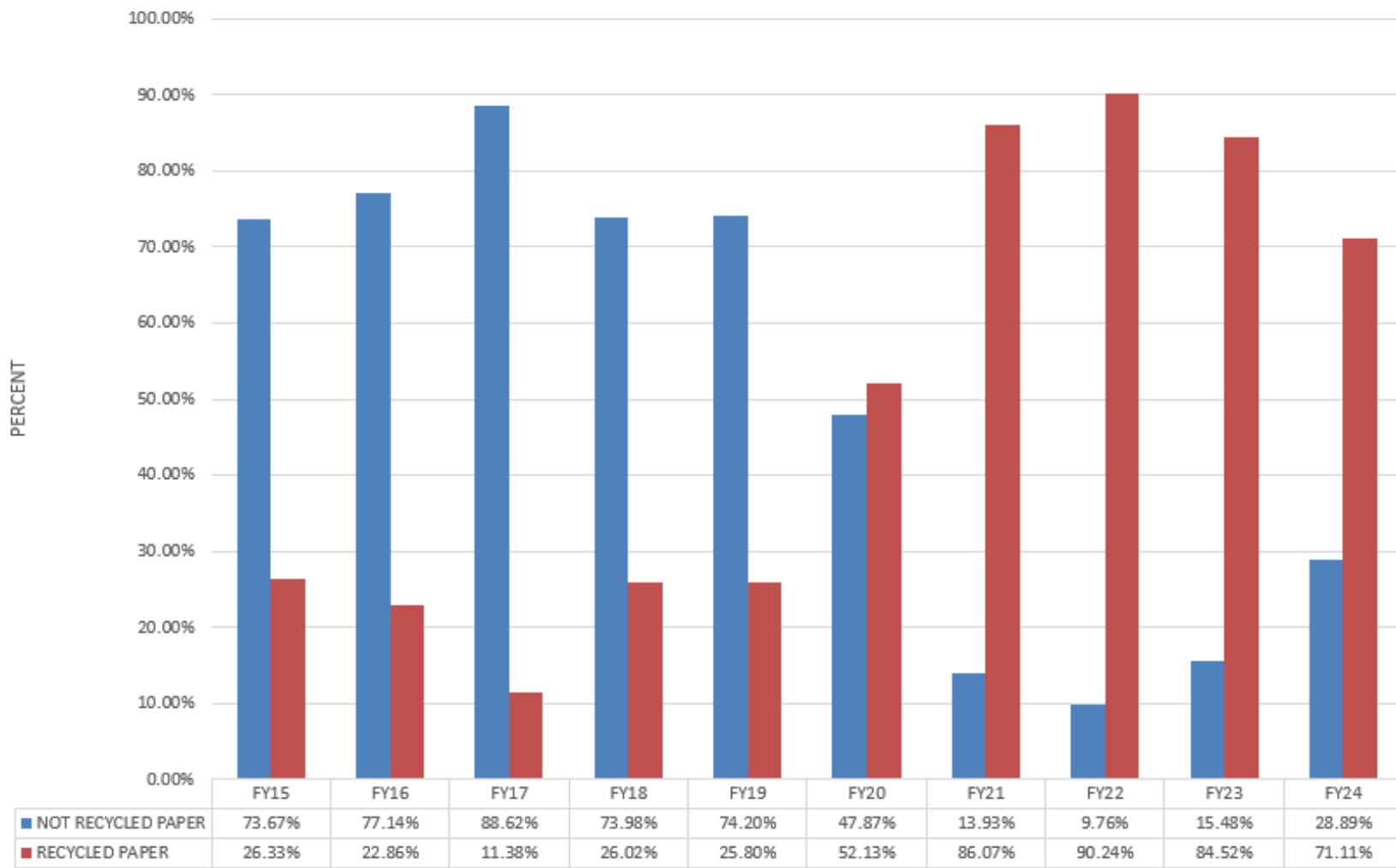
Row Labels ▼

FY15 - 24 SYSTEM OFFICE COPY PAPER (ODP Corporation Only)

CAMPUS UA

| RECYCLED CONTENT | FY15 | FY16 | FY17 | FY18 | FY19 | FY20 | FY21 | FY22 | FY23 | FY24 |
|--------------------|--------------------|--------------------|--------------------|-------------------|--------------------|-------------------|-------------------|-------------------|-------------------|-------------------|
| 0% | \$36,625.87 | \$21,224.09 | \$18,446.46 | \$7,139.84 | \$12,840.32 | \$8,476.69 | \$2,652.03 | \$3,809.54 | \$3,596.25 | \$5,147.31 |
| 30% | \$2,075.91 | \$4,780.38 | \$2,285.99 | \$1,678.87 | \$1,934.82 | \$1,007.52 | \$392.37 | \$824.82 | \$662.14 | \$548.95 |
| 50% | \$1,032.60 | \$1,390.48 | \$75.84 | \$1,160.38 | \$449.29 | \$135.52 | \$115.45 | \$676.71 | \$813.40 | \$7.92 |
| 100% | \$1,937.68 | \$118.03 | | | | | | | | |
| Grand Total | \$41,672.06 | \$27,512.98 | \$20,808.29 | \$9,979.09 | \$15,224.43 | \$9,619.73 | \$3,159.85 | \$5,311.07 | \$5,071.79 | \$5,704.18 |

PERCENT SYSTEM OFFICE PAPER RECYCLED/ NOT RECYCLED



Row Labels ▼