

Climate Leadership Commitments

Signed by University of Illinois at Urbana-Champaign



The Climate Commitment

Integrates a goal of carbon neutrality with climate resilience and provides a systems approach to mitigating and adapting to a changing climate. Designed to blend these two critical components of climate leadership.



The Carbon Commitment

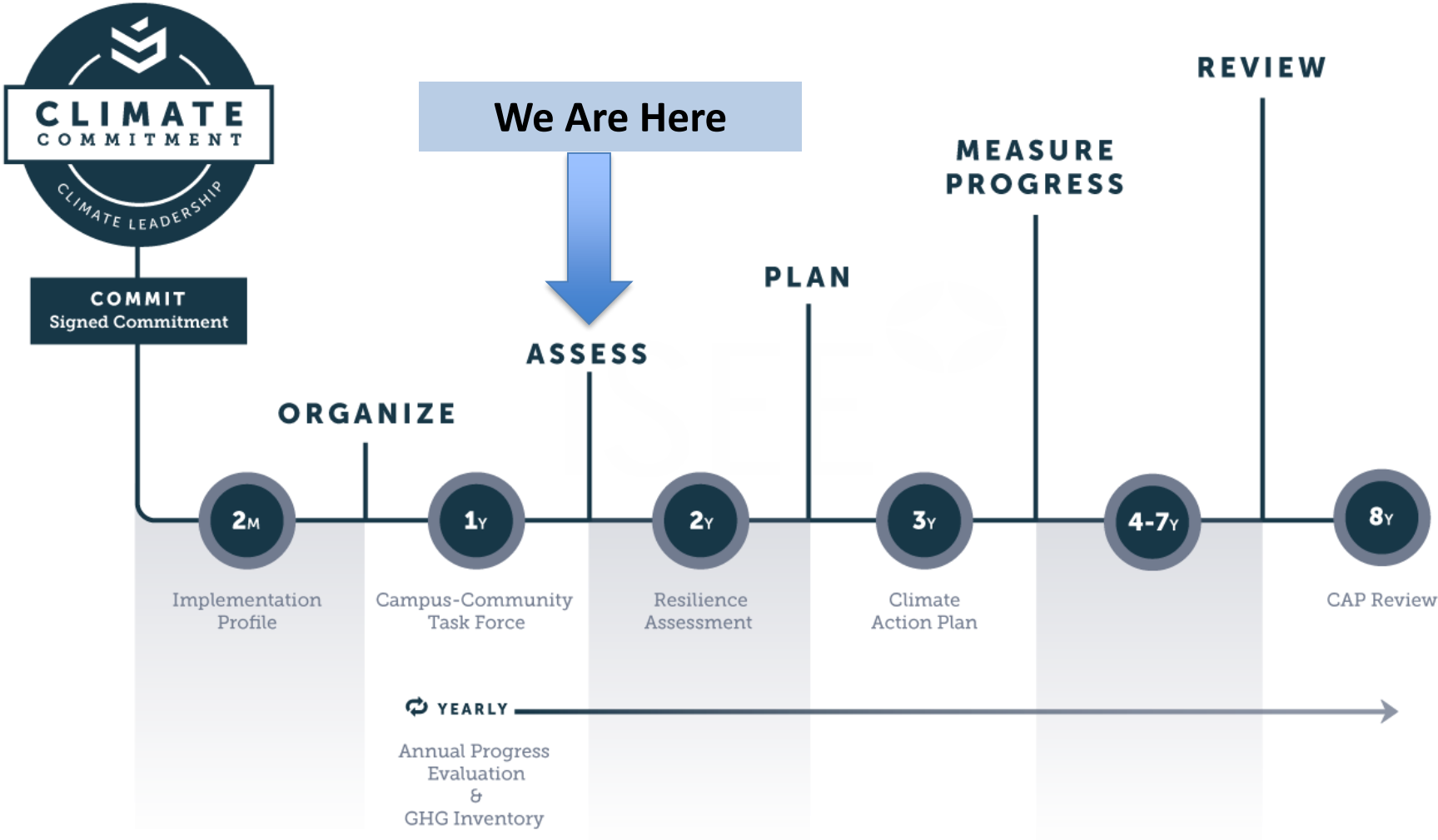
Focused on reducing the emissions of harmful greenhouse gases to zero and mitigating campuses' contribution to climate change.

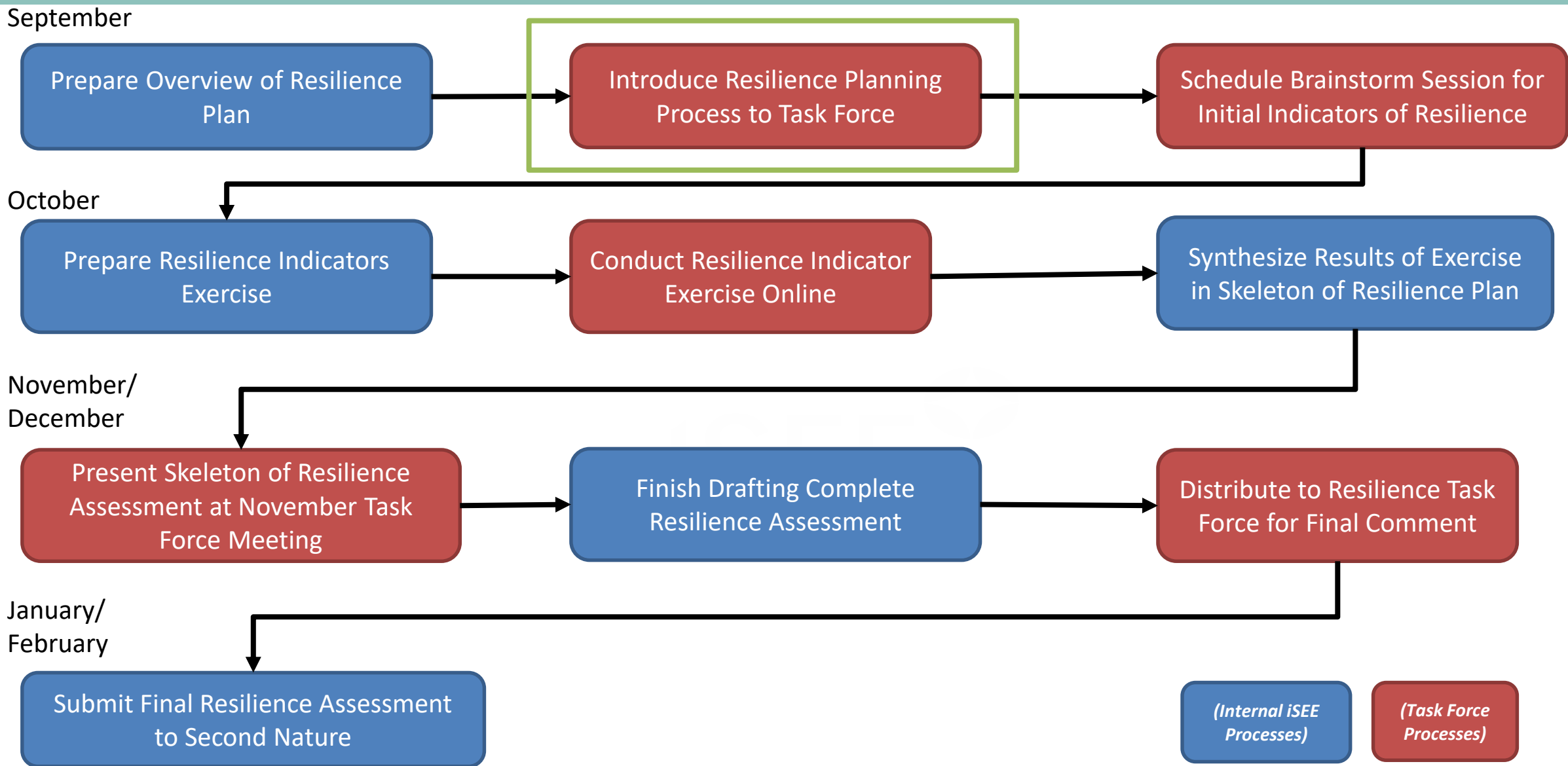


The Resilience Commitment

Focused on climate adaptation-specific goals, as well as building community capacity to deal with a constantly changing climate and resulting extremes.

Resilience Commitment





Resilience Planning Process

Year 1: Due February 2018

- General Community Profile
- Vulnerabilities
- Initial Indicators of Resilience

Year 2: Due February 2019

- Detailed Assessment of Vulnerabilities and Climate Impacts
- “What-If” Analysis and Development of Future Scenarios
- Full Indicators of Community Resilience and Plans for Effective Utilization

Year 3 and Beyond

- Continuously Revised / Updated Resilience Plan, Engaging All Relevant Stakeholders
- Resilience Action Steps and Priorities Integrated into Climate Action Plan Development

Vulnerabilities

CLIMATE CHANGE HAZARDS

- Drought
- Extreme Cold
- Extreme Heat
- Rainfall / River Flooding
- Sea Level Rise
- Blizzard
- Coastal/Tidal Flooding
- Hurricane / Typhoon
- Severe Storms
- TORNADOS

CLIMATE CHANGE IMPACTS

- Disease Outbreaks
- Fire
- Infrastructure Failure
- Invasive Species
- Landslide
- Liquefaction
- Loss of Biodiversity
- Poor Air Quality
- Power Outages
- Storm Surge
- Subsidence
- Water Insecurity

CLIMATE CHANGE ADDITIONAL FACTORS

*Not applicable to this exercise,
but could include*

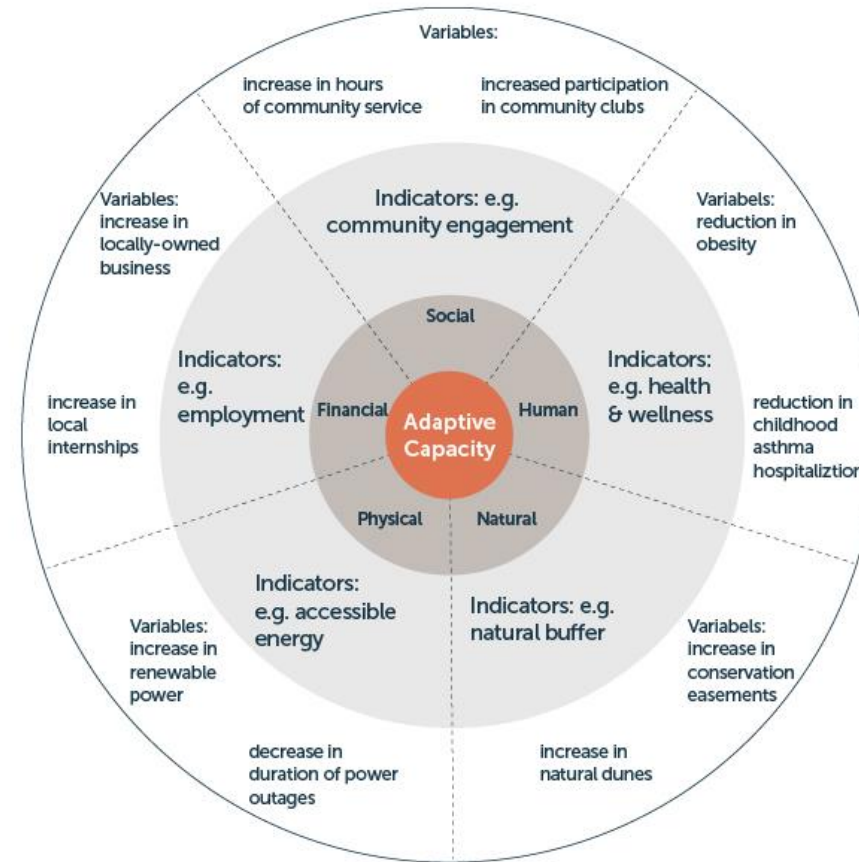
- Drug/Alcohol Abuse
- Earthquakes
- Food Insecurity
- Homelessness
- Lack of Affordable Housing
- Political Instability
- Riot/Civil Unrest
- Terrorist Attacks

Initial Indicators of Resilience

Five categories of indicators required, between 1 and 10 examples needed per indicator

- **Social Equity & Governance**
- **Health & Wellness**
- **Ecosystem Services**
- **Infrastructure**
- **Economic**

Example of Creating Indicators to Capture Adaptive Capacity



September

Prepare Overview of Resilience Plan

Introduce Resilience Planning Process to Task Force

Schedule Brainstorm Session for Initial Indicators of Resilience

October

Prepare Resilience Indicators Exercise

Conduct Resilience Indicator Exercise Online

Synthesize Results of Exercise in Skeleton of Resilience Plan

November/
December

Present Skeleton of Resilience Assessment at November Task Force Meeting

Finish Drafting Complete Resilience Assessment

Distribute to Resilience Task Force for Final Comment

January/
February

Submit Final Resilience Assessment to Second Nature

(Internal iSEE Processes)

(Task Force Processes)

Vulnerabilities

CLIMATE CHANGE HAZARDS

- Drought
- Extreme Cold
- Extreme Heat
- Rainfall / River Flooding
- Sea Level Rise
- Blizzard
- Coastal/Tidal Flooding
- Hurricane / Typhoon
- Severe Storms
- Tornados

CLIMATE CHANGE IMPACTS

- Disease Outbreaks
- Fire
- Infrastructure Failure
- Invasive Species
- Landslide
- Liquefaction
- Loss of Biodiversity
- Poor Air Quality
- Power Outages
- Storm Surge
- Subsidence
- Water Insecurity

CLIMATE CHANGE ADDITIONAL FACTORS

*Not applicable to this exercise,
but could include*

- Drug/Alcohol Abuse
- Earthquakes
- Food Insecurity
- Homelessness
- Lack of Affordable Housing
- Political Instability
- Riot/Civil Unrest
- Terrorist Attacks