

Default Report

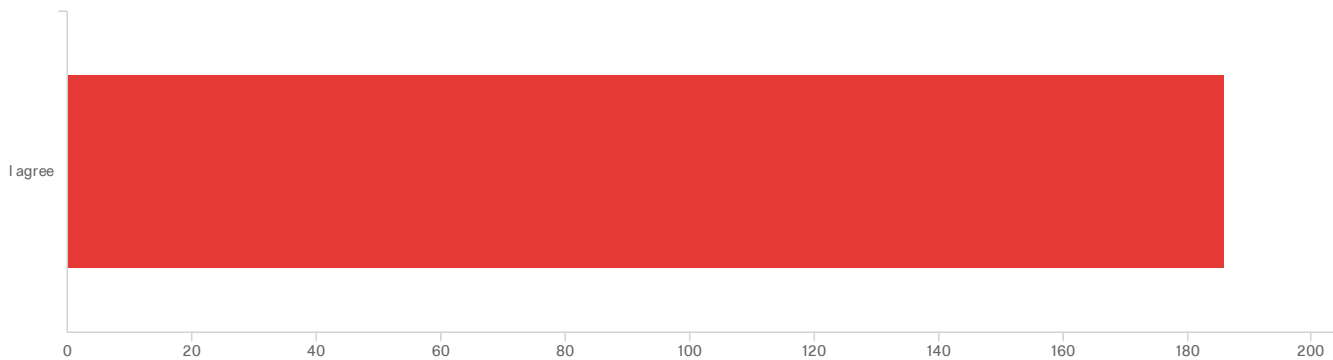
2018 Campus Transportation Survey

March 1, 2019 4:48 PM CST

Q31 - I have read and understand the above consent form, I certify that I am 18 years old

or older and, by clicking the submit button to enter the survey, I indicate my willingness

voluntarily take part in the study.

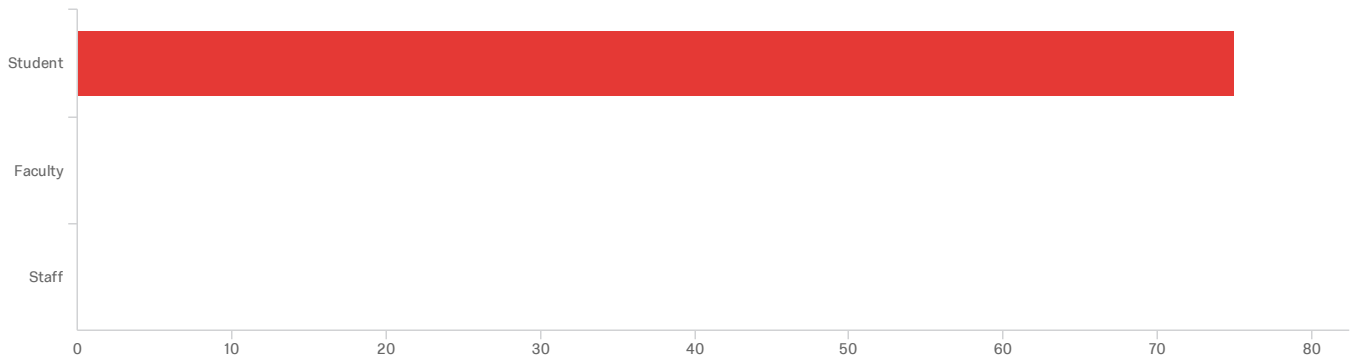


#	Field	Minimum	Maximum	Mean	Std Deviation	Variance	Count
1	I have read and understand the above consent form, I certify that I am 18 years old or older and, by clicking the submit button to enter the survey, I indicate my willingness voluntarily take part in the study.	1.00	1.00	1.00	0.00	0.00	186

#	Field	Choice Count
1	I agree	100.00% 186

Showing rows 1 - 1 of 1

Q1 - Which of the following best describes your primary role on campus?

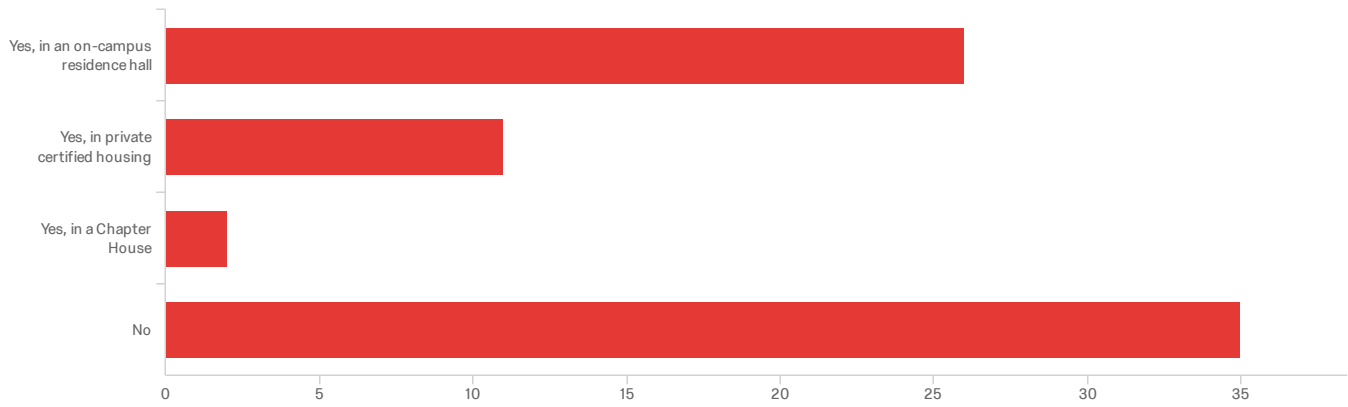


#	Field	Minimum	Maximum	Mean	Std Deviation	Variance	Count
1	Which of the following best describes your primary role on campus?	1.00	1.00	1.00	0.00	0.00	75

#	Field	Choice Count
1	Student	100.00% 75
2	Faculty	0.00% 0
3	Staff	0.00% 0
		75

Showing rows 1 - 4 of 4

Q2 - Do you live on campus?



#	Field	Minimum	Maximum	Mean	Std Deviation	Variance	Count
1	Do you live on campus?	1.00	4.00	2.62	1.37	1.88	74

#	Field	Choice Count
1	Yes, in an on-campus residence hall	35.14% 26
2	Yes, in private certified housing	14.86% 11
3	Yes, in a Chapter House	2.70% 2
4	No	47.30% 35

74

Showing rows 1 - 5 of 5

Q3 - Where specifically on campus do you live? Either list the name of your building or the nearest street intersection.

Where specifically on campus do you live? Either list the name of your buil...

LAR

FAR

Hopkins Hall

FAR Trelease

Lundgren

Bromley

Lincoln Ave & West Ohio

Scott hall

Nugent Hall

Hopkins

Weston

Snyder Hall

Barton Hall

Hopkins

Weston Hall

Pennsylvania Residence Hall

Wassaja Hall

First and Green

PAR

Hopkins Hall

Newman Hall

Where specifically on campus do you live? Either list the name of your buil...

Lincoln avenue residence

Hendrick House

Newman Hall

Fourth street and armory avenue

Alpha Gamma Delta

ISR

Springfield & Harvey

Presby hall

Blaisdell

Scott Hall

Scott Hall

Scott Hall

Illinois Street Residence Hall

Allen

West Quad

508 e john st

Nugent

Q6 - What is the starting zip code for your commute to campus?

What is the starting zip code for your commute to campus?

61802

61820

61820

61874

61820

61820

61820

61801

61820

60035

61801

61801

61071

61820

61820

61820

61820

61820

61801

61820

61820

60565

What is the starting zip code for your commute to campus?

61801

61820

61820

61910

61820

61820

60644

61820

60134

61820

61820

61820

61821

61820

61801

61820

61820

61820

61801

61801

61820

61801

60618

61820

What is the starting zip code for your commute to campus?

61801

61820

61801

61820

61820

61820

61820

61801

61801

61820

61801

61801

61820

60048

61801

61820

Q4 - Please estimate the one-way length of your commute to campus (in miles)

Please estimate the one-way length of your commute to campus (in miles)

3

0.5

0.5

2 miles

1

1 mile

0.5

1 mi

0

169 miles

0.5

0.5

175

0.8

.5

.5

0

.25

.5

1.3

1

144

Please estimate the one-way length of your commute to campus (in miles)

1.2

1

.3

36

1

0.5 miles

130 miles

1 mile

164

1

.5-1 mile

2

4 miles

live on campus

0.1

0.3

1.5

2

1

0.1

0.5 miles

126

0.5

1.5

Please estimate the one-way length of your commute to campus (in miles)

.5

0

1.5 miles

1

.5

2

0

0.3

2

1

2.8

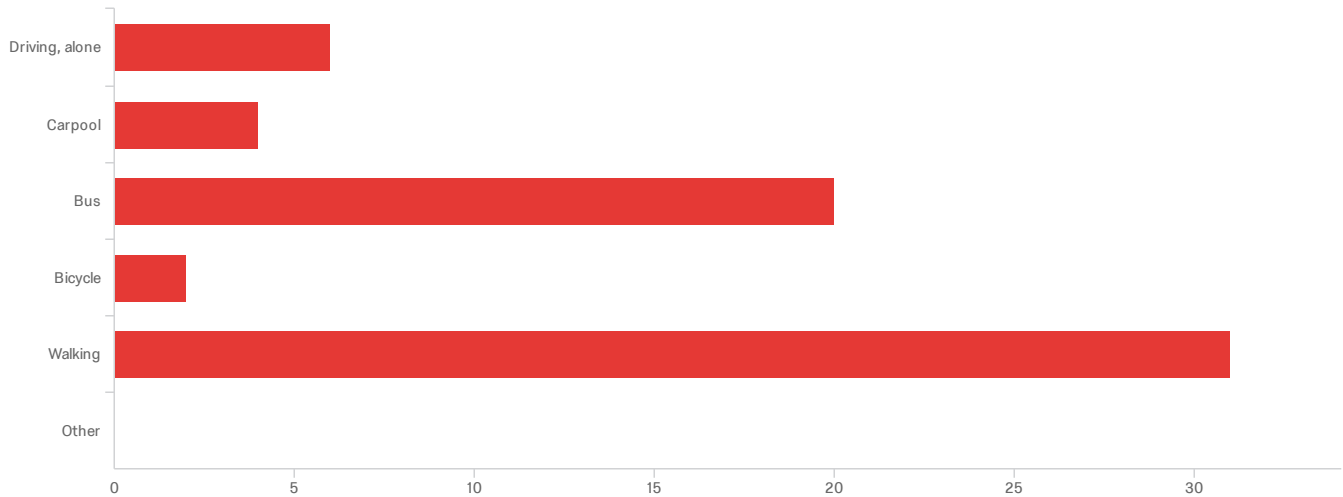
0

3 hrs

2

Q13 - Which of the following best describes how you typically commute to the University

of Illinois



#	Field	Minimum	Maximum	Mean	Std Deviation	Variance	Count
1	Which of the following best describes how you typically commute to the University of Illinois - Selected Choice	1.00	5.00	3.76	1.37	1.86	63

#	Field	Choice Count
1	Driving, alone	9.52% 6
2	Carpool	6.35% 4
3	Bus	31.75% 20
4	Bicycle	3.17% 2
5	Walking	49.21% 31
6	Other	0.00% 0

63

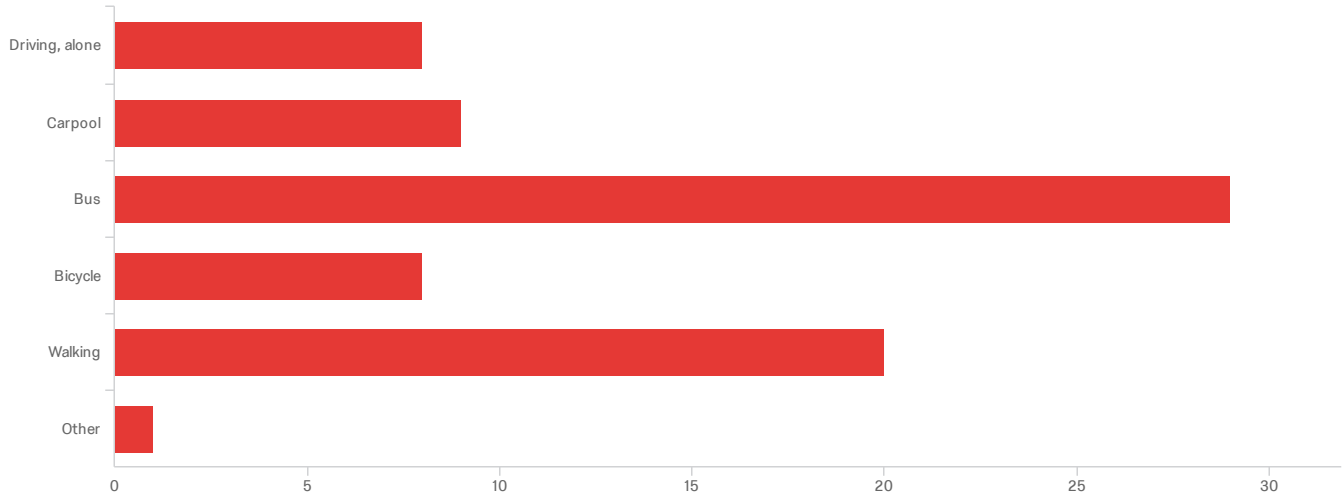
Showing rows 1 - 7 of 7

Q13_6_TEXT - Other

Other

Q16 - Do you supplement your primary mode of commuting to campus with another

method sometimes? (check all that apply)



#	Field	Choice Count
1	Driving, alone	10.67% 8
2	Carpool	12.00% 9
3	Bus	38.67% 29
4	Bicycle	10.67% 8
5	Walking	26.67% 20
6	Other	1.33% 1

75

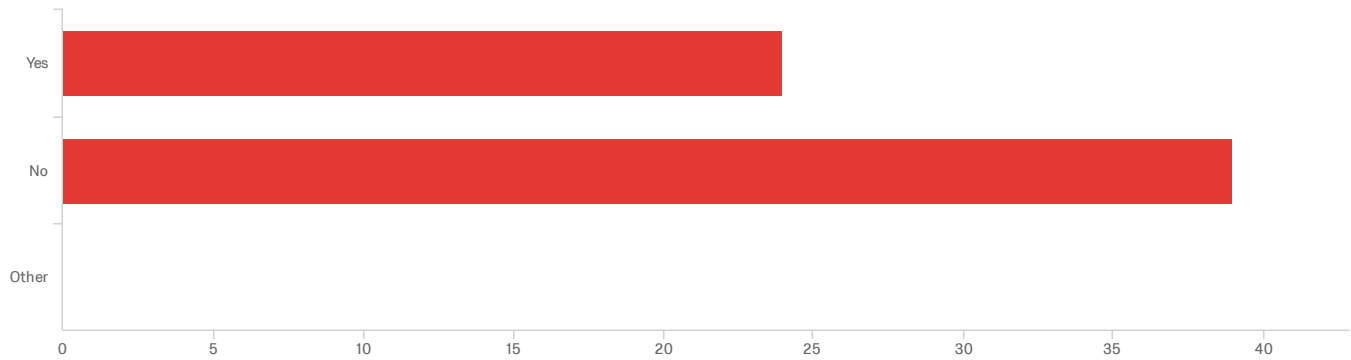
Showing rows 1 - 7 of 7

Q16_6_TEXT - Other

Other

Train

Q12 - Do you own or have regular access to a car?



#	Field	Minimum	Maximum	Mean	Std Deviation	Variance	Count
1	Do you own or have regular access to a car? - Selected Choice	1.00	2.00	1.62	0.49	0.24	63

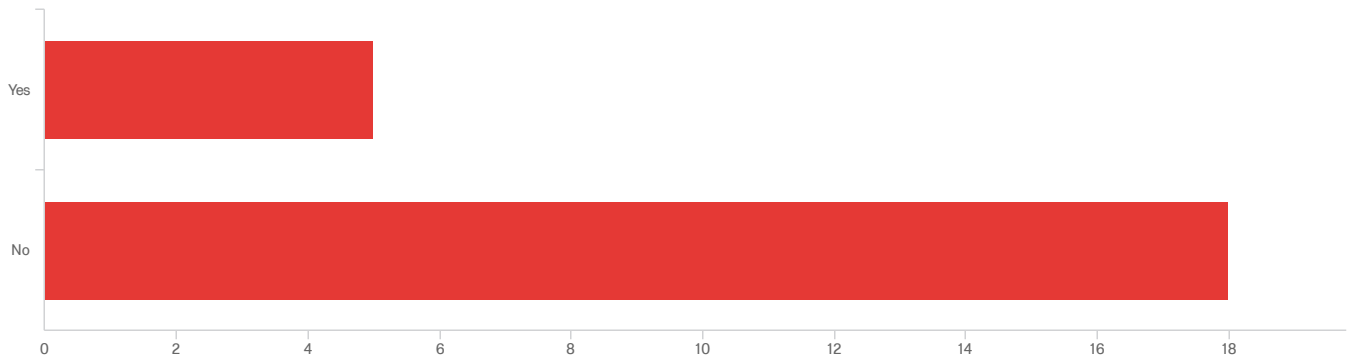
#	Field	Choice Count
1	Yes	38.10% 24
2	No	61.90% 39
3	Other	0.00% 0
		63

Showing rows 1 - 4 of 4

Q12_3_TEXT - Other

Other

Q14 - Do you have a campus parking permit?



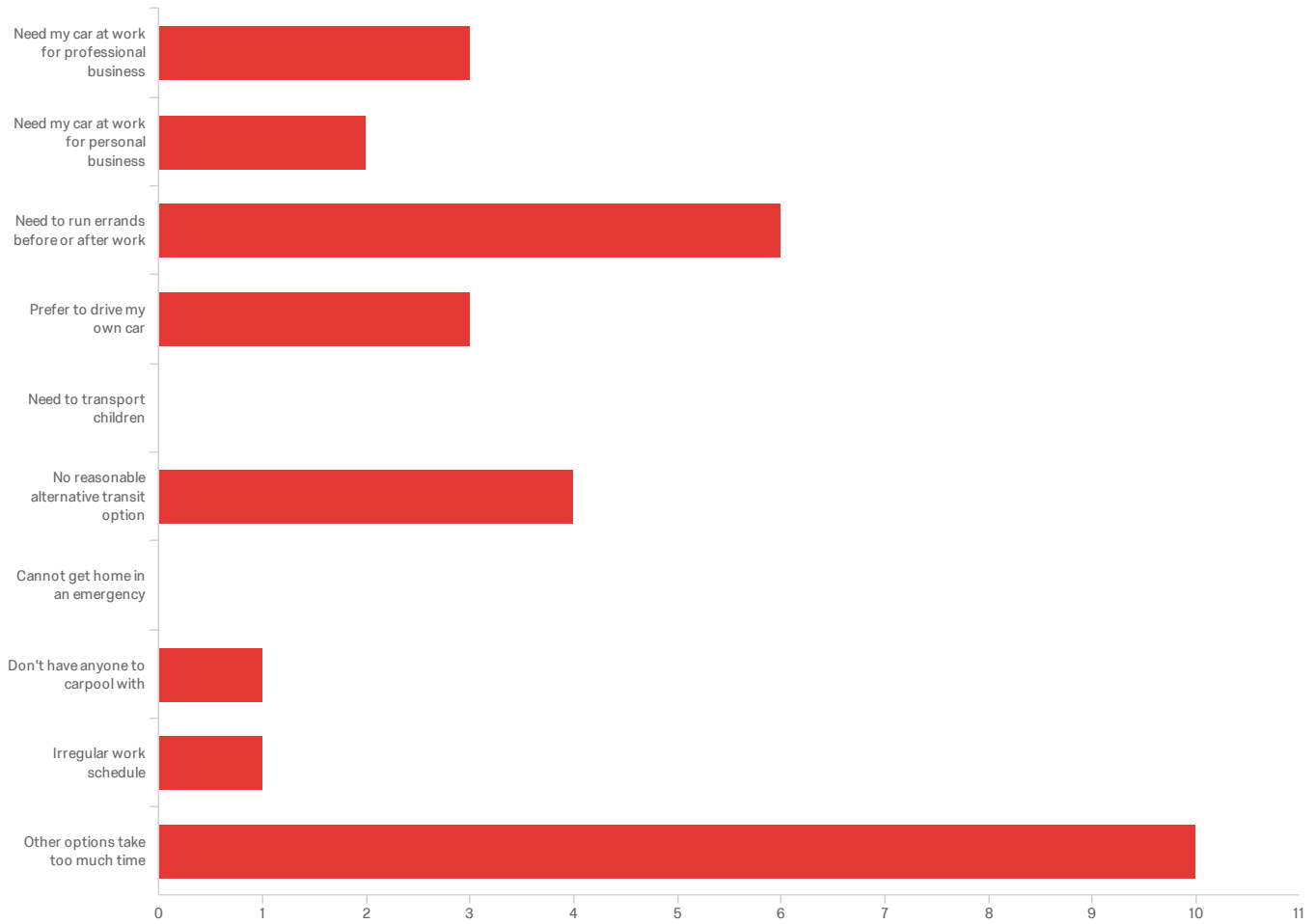
#	Field	Minimum	Maximum	Mean	Std Deviation	Variance	Count
1	Do you have a campus parking permit?	1.00	2.00	1.78	0.41	0.17	23

#	Field	Choice	Count
1	Yes	21.74%	5
2	No	78.26%	18

23

Showing rows 1 - 3 of 3

Q15 - On days you drive alone to work, what are your most common reasons for doing so? (check up to 3)



#	Field	Choice Count
1	Need my car at work for professional business	10.00% 3
2	Need my car at work for personal business	6.67% 2
3	Need to run errands before or after work	20.00% 6
4	Prefer to drive my own car	10.00% 3
5	Need to transport children	0.00% 0
6	No reasonable alternative transit option	13.33% 4
7	Cannot get home in an emergency	0.00% 0
8	Don't have anyone to carpool with	3.33% 1

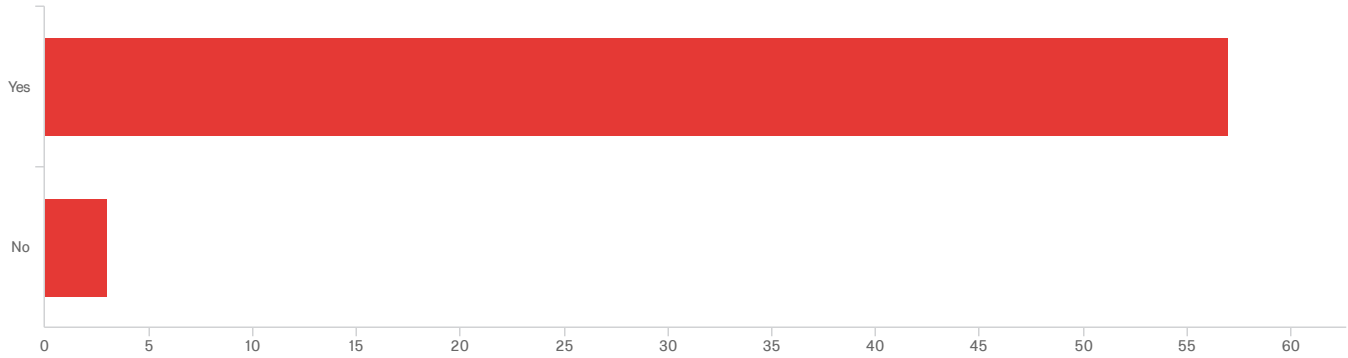
#	Field	Choice Count
9	Irregular work schedule	3.33% 1
10	Other options take too much time	33.33% 10

30

Showing rows 1 - 11 of 11

Q21 - Were you aware that you can use your University of Illinois I-Card as a bus pass

for all CUMTD routes?

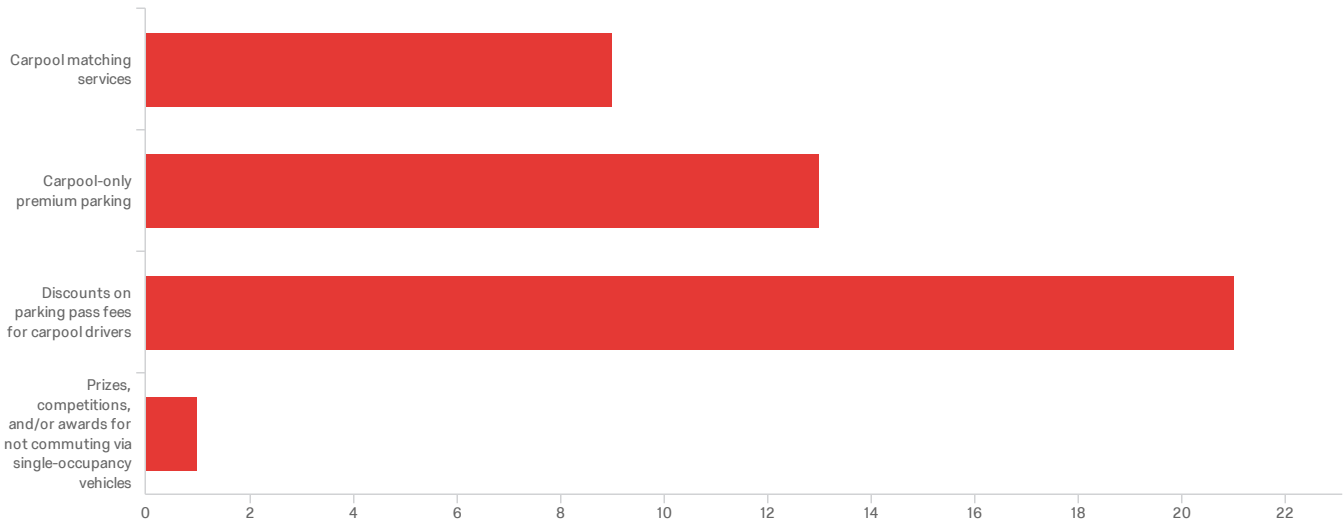


#	Field	Minimum	Maximum	Mean	Std Deviation	Variance	Count
1	Were you aware that you can use your University of Illinois I-Card as a bus pass for all CUMTD routes?	1.00	2.00	1.05	0.22	0.05	60

#	Field	Choice Count
1	Yes	95.00% 57
2	No	5.00% 3
		60

Showing rows 1 - 3 of 3

Q20 - What programs or incentives would encourage you to carpool to campus more frequently?



#	Field	Choice Count
1	Carpool matching services	20.45% 9
2	Carpool-only premium parking	29.55% 13
3	Discounts on parking pass fees for carpool drivers	47.73% 21
4	Prizes, competitions, and/or awards for not commuting via single-occupancy vehicles	2.27% 1

44

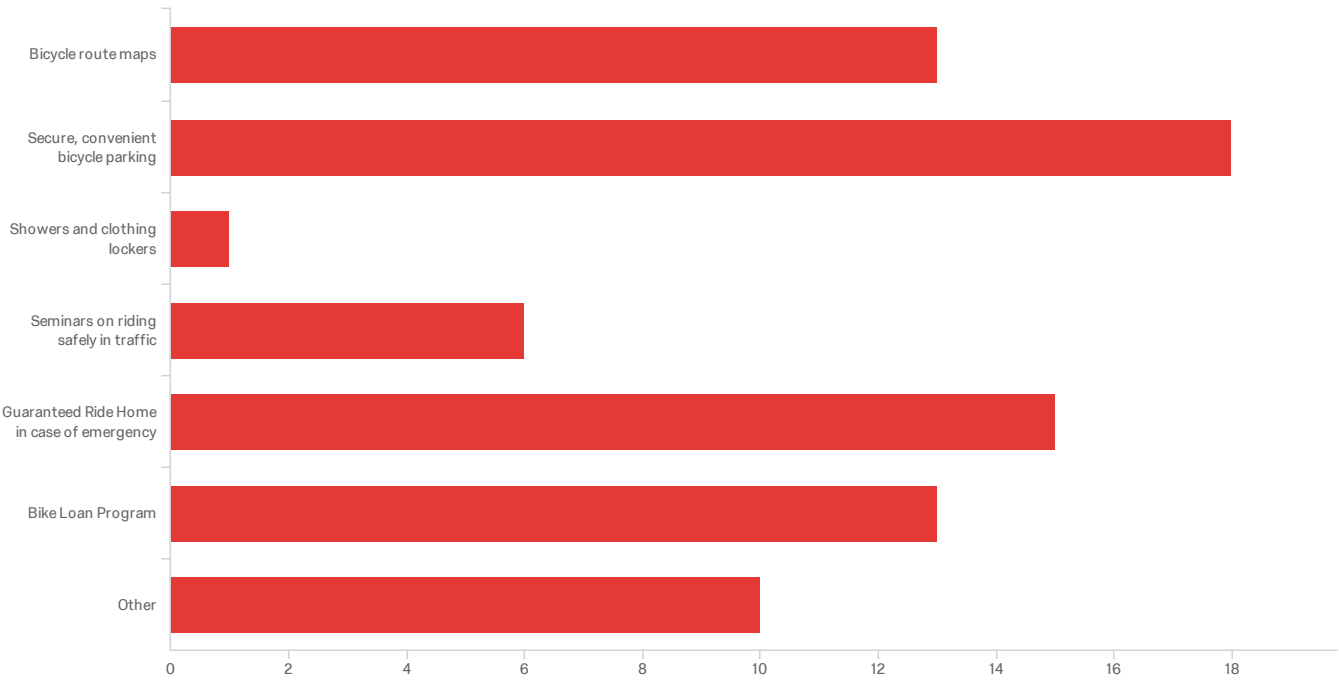
Showing rows 1 - 5 of 5

Q20_5_TEXT - Other

Other

Cheaper parking

Q22 - What programs or incentives would encourage you to bike to campus more frequently?



#	Field	Choice Count
1	Bicycle route maps	17.11% 13
2	Secure, convenient bicycle parking	23.68% 18
3	Showers and clothing lockers	1.32% 1
4	Seminars on riding safely in traffic	7.89% 6
5	Guaranteed Ride Home in case of emergency	19.74% 15
6	Bike Loan Program	17.11% 13
7	Other	13.16% 10
		76

Showing rows 1 - 8 of 8

Q22_7_TEXT - Other

Other

Better bike roads (i.e. very bumpy roads)

Other

Better Veorides

More bike lanes bc when I use veoride its scary to go on the streets

I think campus could use a revamping of current biek paths, especially paths that intersect foot traffic.

Secure, convenient bike lanes free of pedestrians

Bikes are a cancer to the roads

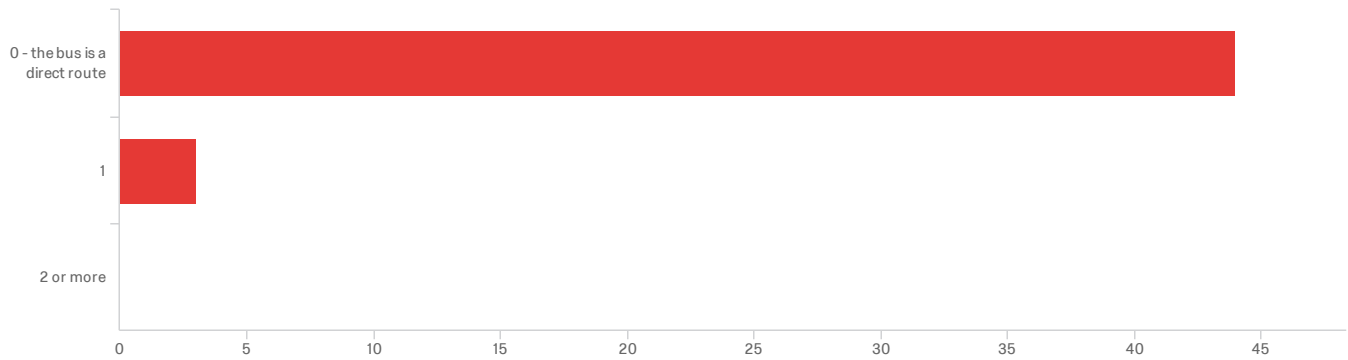
Clearer bike path vs. sidewalk

Better weather. I bike in the warm months and bus in the cold.

warmer weather

safer bike lanes

Q24 - If you take the bus to campus, how many times do you have to transfer lines?

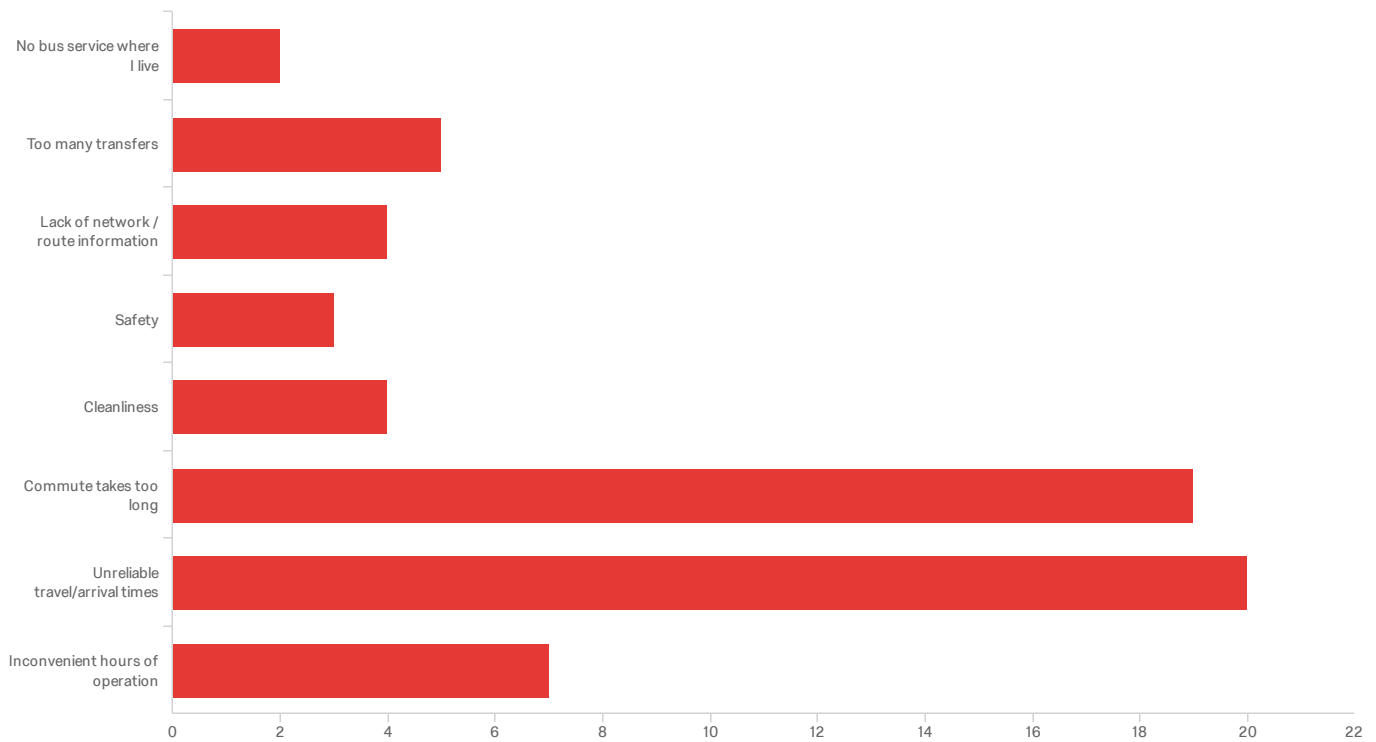


#	Field	Minimum	Maximum	Mean	Std Deviation	Variance	Count
1	If you take the bus to campus, how many times do you have to transfer lines?	1.00	2.00	1.06	0.24	0.06	47

#	Field	Choice Count
1	0 - the bus is a direct route	93.62% 44
2	1	6.38% 3
3	2 or more	0.00% 0
		47

Showing rows 1 - 4 of 4

Q25 - What reasons make you less likely to commute via bus to campus?



#	Field	Choice Count
1	No bus service where I live	3.13% 2
2	Too many transfers	7.81% 5
3	Lack of network / route information	6.25% 4
4	Safety	4.69% 3
5	Cleanliness	6.25% 4
6	Commute takes too long	29.69% 19
7	Unreliable travel/arrival times	31.25% 20
8	Inconvenient hours of operation	10.94% 7

64

Showing rows 1 - 9 of 9

Q29 - Do you have any additional comments related to your commuting experience?

Do you have any additional comments related to your commuting experience?

The bus stops could be made more convenient in terms of places to stand. Specially since it is a cold campus, it's good to have some closed arrangements like the sheds

N/a

Its cold outside

Make more busses so that they are less crowded. This morning some people got turned away and had to wait for the next bus because it just gets too crowded

I just like to walk everywhere :)

Keeping a car on campus should be much less expensive. I'm forced to have to find a carpool at all times when coming to and from campus.

I already stated my concern about biking through foot traffic, but to further explain, the biggest complaint about biking on campus I hear from both bikers and walkers is that it feels unsafe. There should be more knowledge on what paths are bike paths and what paths are walking paths, and more paths should be created/existing paths should be re-done to make this very clear and allow for bikers and walkers to go about their routes separately.

It's very inconvenient that major routes, like the 22Illini and 13Silver, have such limited schedules on the weekends. I still have a lot of college-related activities on weekends and depend on them for transportations and the limited routes suck.

I've never been taught how to use the bus and I've heard a lot of conflicting information regarding how it works. As such, I'm a sophomore and still have never been on it to this day.

I'm a student who works in research park, there is only one bus route that goes through the area. This was fine when I lived in Champaign, but I moved to Urbana which forces me to drive to work even though I'd rather not. It's just transferring and unreliable times make it hard to take the bus to and from work to the classes I need to get to.

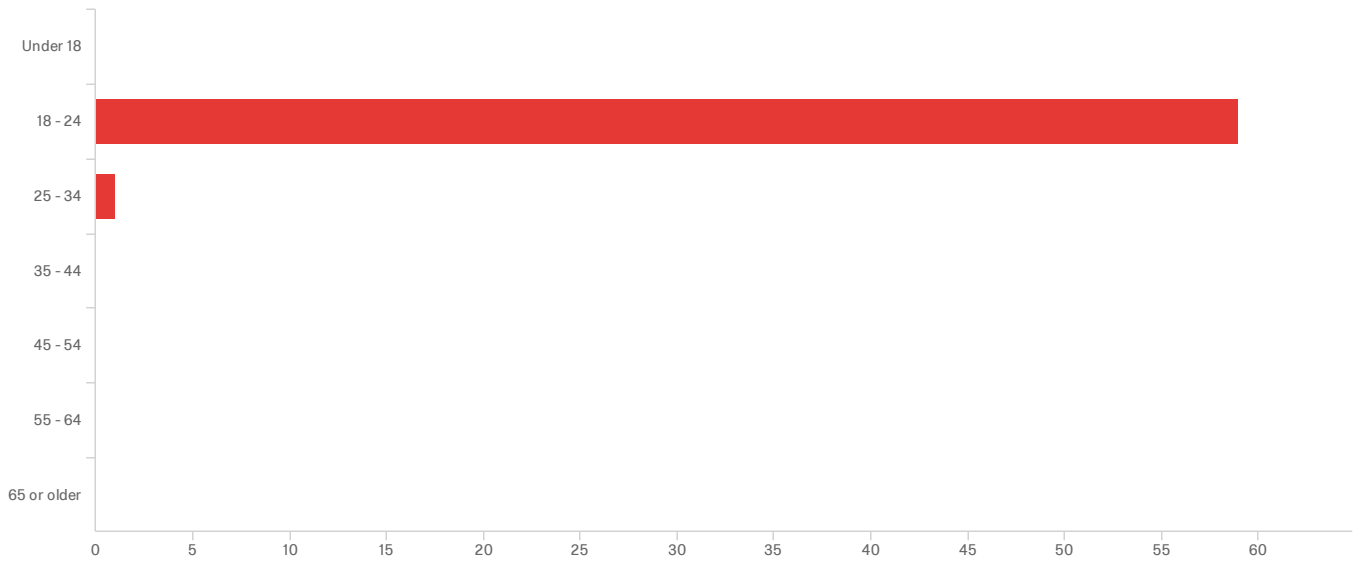
no

no

All parties need to become better at staying safe and keeping others safe in traffic. The drivers, pedestrians, and bike riders here are often very reckless and make it dangerous for all involved.

i live on campus and mostly walk everywhere

Q8 - How old are you?

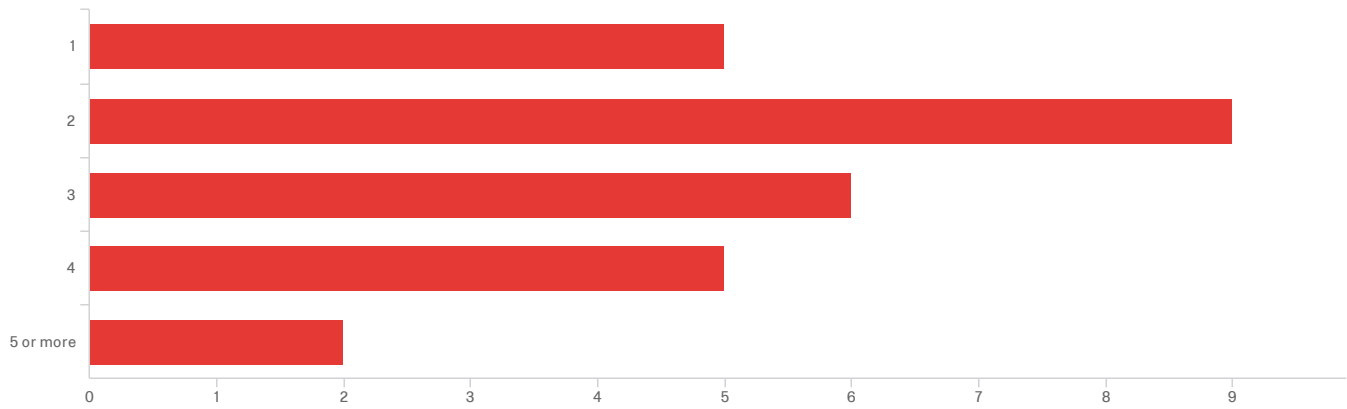


#	Field	Minimum	Maximum	Mean	Std Deviation	Variance	Count
1	How old are you?	2.00	3.00	2.02	0.13	0.02	60

#	Field	Choice Count
1	Under 18	0.00% 0
2	18 - 24	98.33% 59
3	25 - 34	1.67% 1
4	35 - 44	0.00% 0
5	45 - 54	0.00% 0
6	55 - 64	0.00% 0
7	65 or older	0.00% 0
		60

Showing rows 1 - 8 of 8

Q9 - Counting yourself, how many people live in your household?



#	Field	Minimum	Maximum	Mean	Std Deviation	Variance	Count
1	Counting yourself, how many people live in your household?	1.00	5.00	2.63	1.19	1.42	27

#	Field	Choice Count
1	1	18.52% 5
2	2	33.33% 9
3	3	22.22% 6
4	4	18.52% 5
5	5 or more	7.41% 2
		27

Showing rows 1 - 6 of 6

Q28 - What is your annual household income?



#	Field	Minimum	Maximum	Mean	Std Deviation	Variance	Count
1	What is your annual household income?	0.00	0.00	0.00	0.00	0.00	0

#	Field	Choice Count
1	Under \$25,000	0.00% 0
2	\$25,000 - \$34,999	0.00% 0
3	\$35,000 - \$49,999	0.00% 0
4	\$50,000 - \$74,999	0.00% 0
5	\$75,000 - \$99,999	0.00% 0
6	\$100,000 or more	0.00% 0

0

Showing rows 1 - 7 of 7

End of Report

