

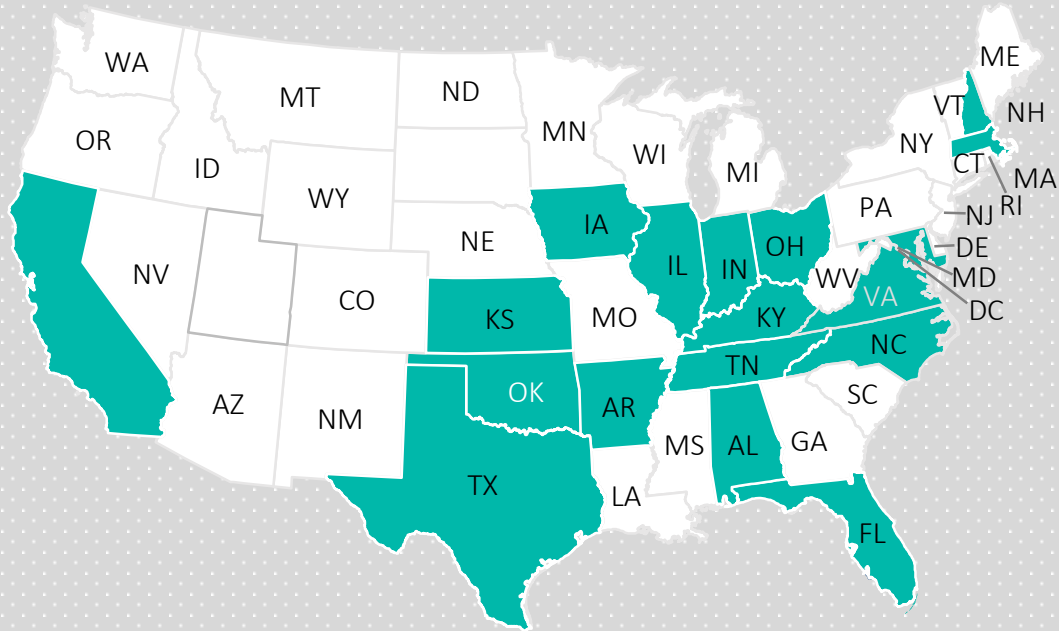
BPAC Presentation 2019

Presented by: Ben Thomas



Current Locations

VeoRide Partnership Examples



● Operating ● Launching

Alabama

- Anniston
- Oxford
- Jacksonville State University

Arkansas

- Fayetteville and University of Arkansas
- Jonesboro/Arkansas State University
- UA-Little Rock

California

- California Baptist University
- Azusa Pacific University

Florida

- Tallahassee
- Jacksonville
- Sarasota
- University of North Florida

Illinois

- Chicago
- University of IL Champaign Urbana
- Dekalb

Indiana

- Fort Wayne
- South Bend and U of Notre Dame

Iowa

- Cedar Rapids

Kansas

- Wichita
- Lawrence and University of Kansas
- Manhattan and Kansas State University
- Pittsburg State University

Massachusetts

- Lowell

New Hampshire

- Nashua

North Carolina

- Winston-Salem
- University of North Carolina Wilmington

Maryland

- College Park and University of Maryland

Ohio

- Cleveland
- Kent and Kent State University

Oklahoma

- University of Oklahoma and Norman

Rhode Island

- Providence

Virginia

- Harrisonburg
- Richmond
- Charlottesville and University of Virginia

Tennessee

- Knoxville

Texas


- Austin
- Arlington and UT-Arlington
- College Station and Texas A&M
- San Marcos and Texas State University
- Denton and University of North Texas

Current Vehicles



UIUC Market Review

- Launched on Sept 1 2018
- First year of operation we hit over 300k rides
- To date we have seen over 385k rides.
- Peddle bike rides since April 1st: Over 85k
- E-bike rides since April 1st : Over 125k
- Total User Base: Over 20k




September 2018 vs September 2019

2018 numbers: Peddle Bikes only

- September Rides: 45,815
- Average Ride time:7
- Average Rides per day:1,527

2019 numbers: Peddle and E-bikes


- September Rides:36,426
 - E-bikes – 31,976
 - Peddle bikes – 4,449
 - Average Ride Time: 8 minutes
 - Average Rides per day:1,214
- 

October 2018 vs October 2019

2018 numbers: Peddle Bikes only

- October Rides: 60,517
- Average Ride time: 9 Minutes
- Average Rides per day: 1,952

2019 numbers: Peddle and E-bikes

- October Rides – 37,443
 - Peddle Bike – 3,677
 - E-bike – 33,766
 - Average Ride Time – 8.76 Minutes
- 

Future of VeoRide at UIUC

- **Operation's will continue through the current pilot which ends June 2020**
- **We are hoping for a single vendor, multi year contract**
- **We'd like to bring scooters next year. This will play a big factor into our future here at uiuc**

Future of VeoRide Nationally

- **Veoride is rebranding. VEO**
- **We are still dedicated to providing safe and affordable dock less mobility options to existing and future markets**
- **Any new markets will have a mixture of scooters and bikes or it will be solely a scooter market**
- **We maintain a 50/50 campus to city ratio as we seek to expand and grow**
- **Vehicle Innovation – 3 Wheeled Scooter and a Sit down Scooter**
- **Tech Innovation – Facial recognition feature, Alcohol recognition puzzle etc. Backend improvements to better track batter swapping and technician efficiency**

Questions?

