

Veox UIUC / Urbana / Champaign							
August 2022							
	Rides	Rides per day	Average Fleet Size	Average Ride Length (miles)	Average Ride Time	Total Ride Minutes	Total Ride Miles
Total	27,997.00			1.46	10.16	265,135.00	38,082.00
Halo-E	14,363.00	0.98	414.34	0.28	7.89	99,430.00	3,574.00
Cosmo-E	13,634.00	1.97	220.97	2.56	12.27	165,705.00	34,508.00

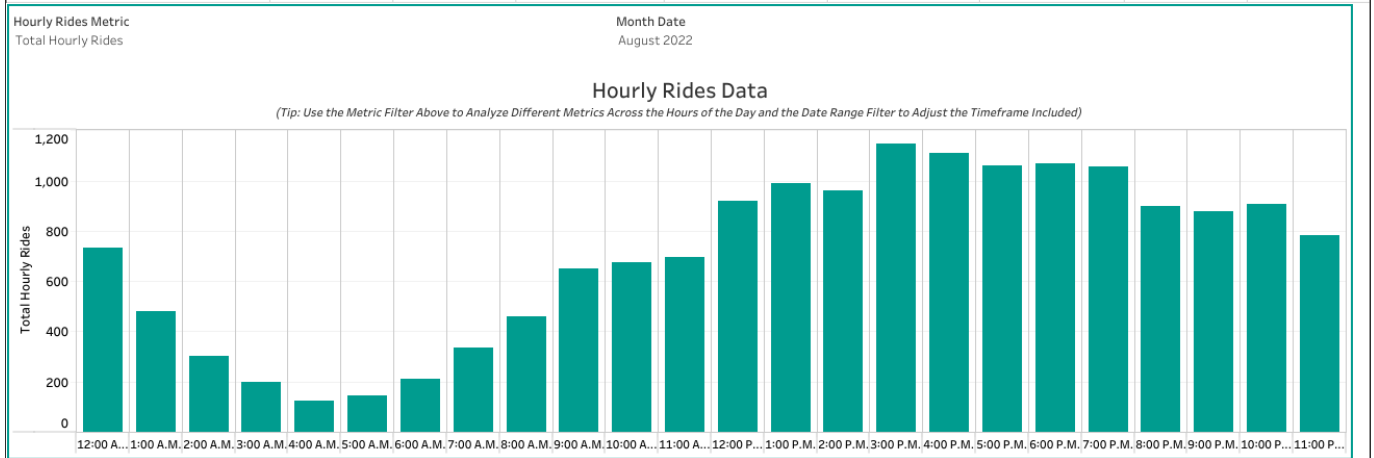
August 2022 Rides by Day



Riders	
Total Unique	3,941.00
New	1,816.00

Customer Service		
Questions¹	60.00	¹ Includes questions from customers about Veo's geofence, deposits and pricing, the user agreement or liability, safety, and other miscellaneous inquiries
Violation Questions²	3	² Refers specifically to customer questions about violations they may have received if their vehicle wasn't parked properly
NRZ Complaints³	32	³ Refers to users that submit complaints about Veo's service area or a no-ride zone (NRZ) they may have encountered
Stray Vehicles⁴	28	⁴ Typically refers to reports from non-customers about vehicles they want removed or vehicles blocking an accessway
Vehicles obstructing sidewalk⁴	2	

August 2022 Hourly Rides



Veo x UIUC / Urbana / Champaign							
September 2022							
	Rides	Rides per day	Average Fleet Size	Average Ride Length (miles)	Average Ride Time	Total Ride Minutes	Total Ride Miles
Total	46,153.00			1.21	8.78	379,263.00	52,140.00
Halo-E	23,985.00	1.86	380.00	0.25	7.00	148,806.00	5,272.00
Cosmo-E	21,160.00	2.08	351.00	2.14	10.50	230,457.00	46,896.00

September 2022 Rides by Day

Riders	
Total Unique	5,583.00
New	2,181.00

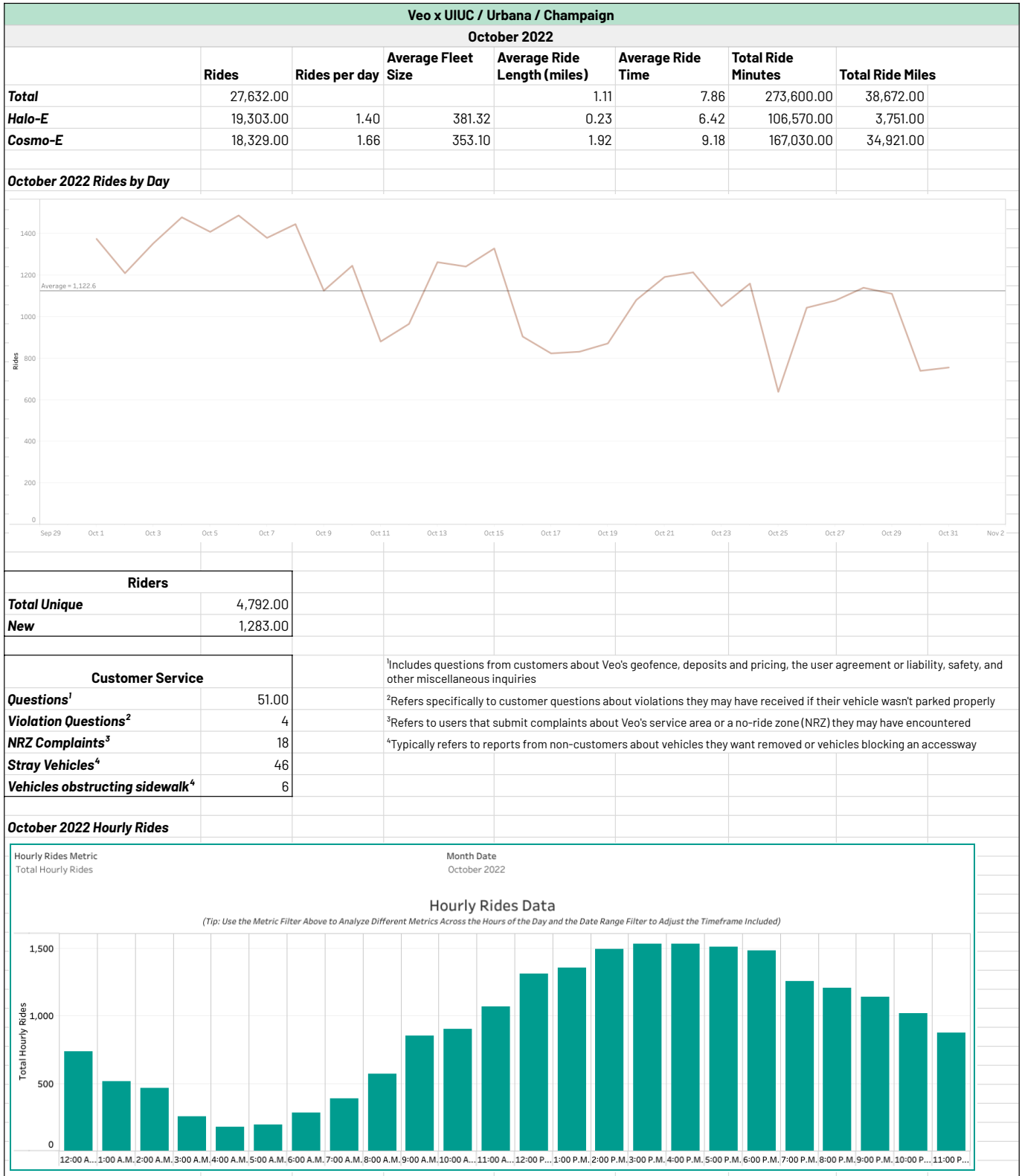
Customer Service		
Questions¹	62.00	¹ Includes questions from customers about Veo's geofence, deposits and pricing, the user agreement or liability, safety, and other miscellaneous inquiries
Violation Questions²	9	² Refers specifically to customer questions about violations they may have received if their vehicle wasn't parked properly
NRZ Complaints³	38	³ Refers to users that submit complaints about Veo's service area or a no-ride zone (NRZ) they may have encountered
Stray Vehicles⁴	54	⁴ Typically refers to reports from non-customers about vehicles they want removed or vehicles blocking an accessway
Vehicles obstructing sidewalk⁴	6	

September 2022 Hourly Rides

Hourly Rides Metric Month Date
 Total Hourly Rides September 2022

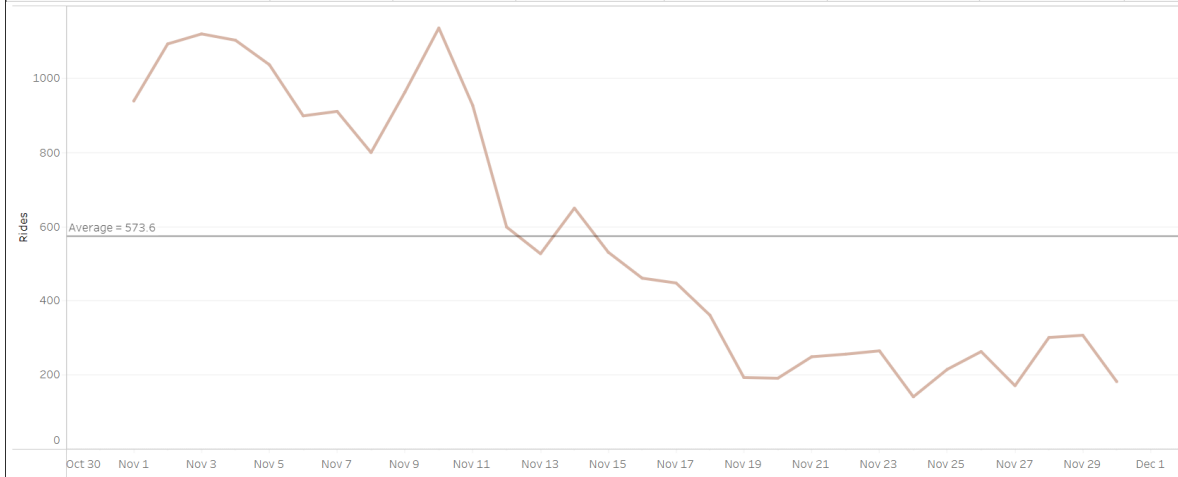
Hourly Rides Data

(Tip: Use the Metric Filter Above to Analyze Different Metrics Across the Hours of the Day and the Date Range Filter to Adjust the Timeframe Included)



Veox UIUC / Urbana / Champaign							
November 2022							
	Rides	Rides per day	Average Fleet Size	Average Ride Length (miles)	Average Ride Time	Total Ride Minutes	Total Ride Miles
Total	18,464.00			1.14	8.55	147,122.00	19,628.00
Halo-E	7,870.00	0.89	255.23	0.20	6.33	43,284.00	1,401.00
Cosmo-E	10,594.00	1.00	346.57	1.76	10.02	103,838.00	18,227.00

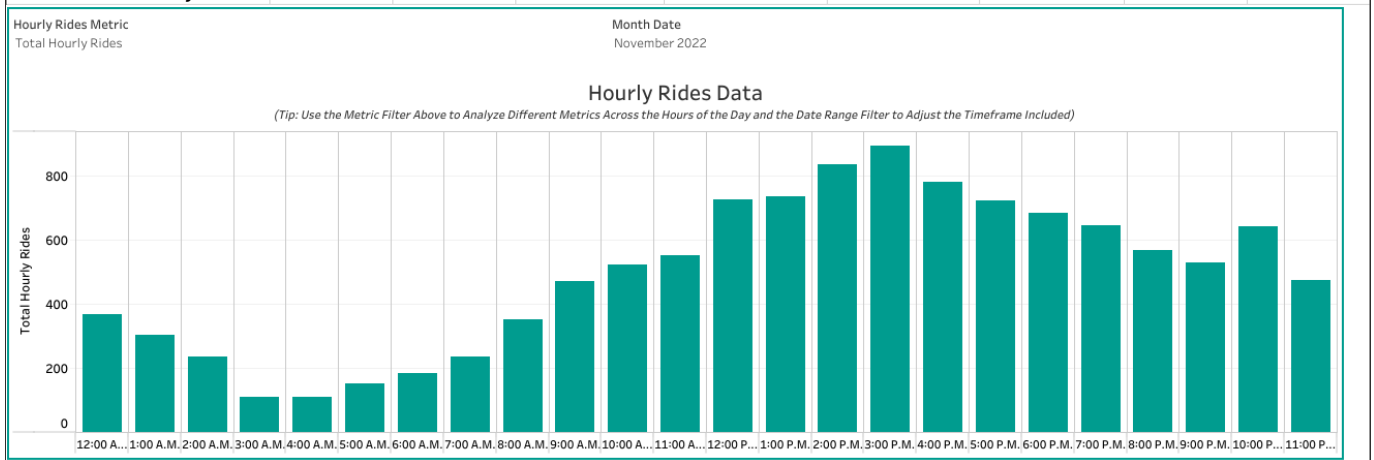
November 2022 Rides by Day



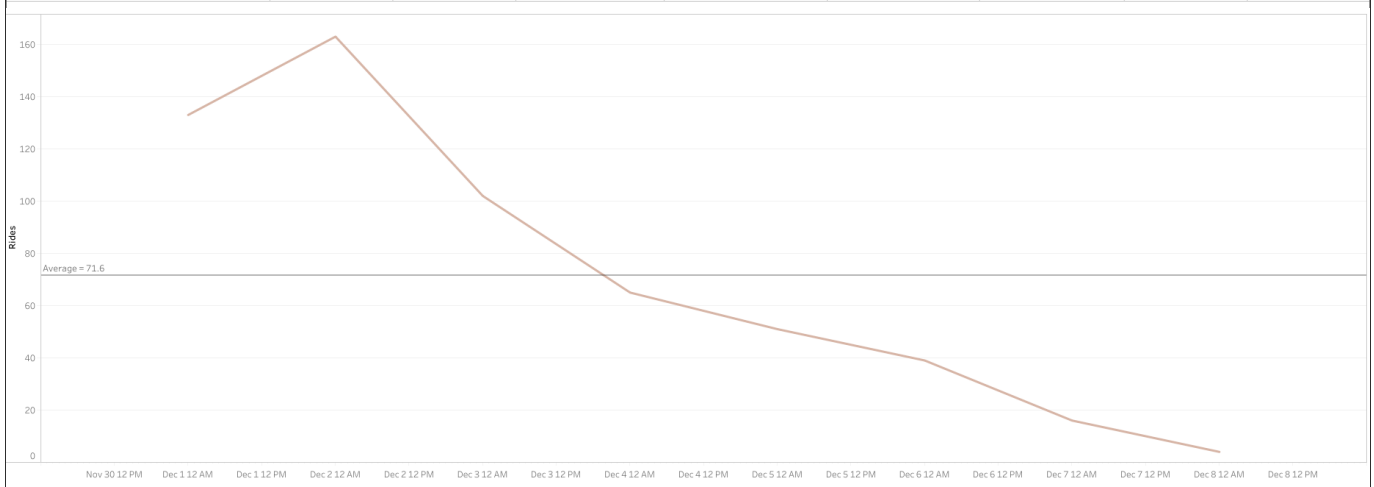
Riders	
Total Unique	3,178.00
New	542.00

Customer Service		
Questions¹	20.00	¹ Includes questions from customers about Veox's geofence, deposits and pricing, the user agreement or liability, safety, and other miscellaneous inquiries
Violation Questions²	16	² Refers specifically to customer questions about violations they may have received if their vehicle wasn't parked properly
NRZ Complaints³	5	³ Refers to users that submit complaints about Veox's service area or a no-ride zone (NRZ) they may have encountered
Stray Vehicles⁴	41	⁴ Typically refers to reports from non-customers about vehicles they want removed or vehicles blocking an accessway
Vehicles obstructing sidewalk⁴	4	

November 2022 Hourly Rides



Veox UIUC / Urbana / Champaign							
November 2022							
	Rides	Rides per day	Average Fleet Size	Average Ride Length (miles)	Average Ride Time	Total Ride Minutes	Total Ride Miles
Total	609.00			1.56	9.61	5,505.00	892.30
Halo-E	60.00	0.40	15.00	0.28	5.94	285.00	13.28
Cosmo-E	549.00	0.72	90.75	1.67	9.94	5,220.00	879.00
December 2022 Rides by Day							



Riders	
Total Unique	287.00
New	17.00

Customer Service		
Questions¹	16.00	¹ Includes questions from customers about Veox's geofence, deposits and pricing, the user agreement or liability, safety, and other miscellaneous inquiries
Violation Questions²	0	² Refers specifically to customer questions about violations they may have received if their vehicle wasn't parked properly
NRZ Complaints³	0	³ Refers to users that submit complaints about Veox's service area or a no-ride zone (NRZ) they may have encountered
Stray Vehicles⁴	5	⁴ Typically refers to reports from non-customers about vehicles they want removed or vehicles blocking an accessway
Vehicles obstructing sidewalk⁴	1	

November 2022 Hourly Rides

