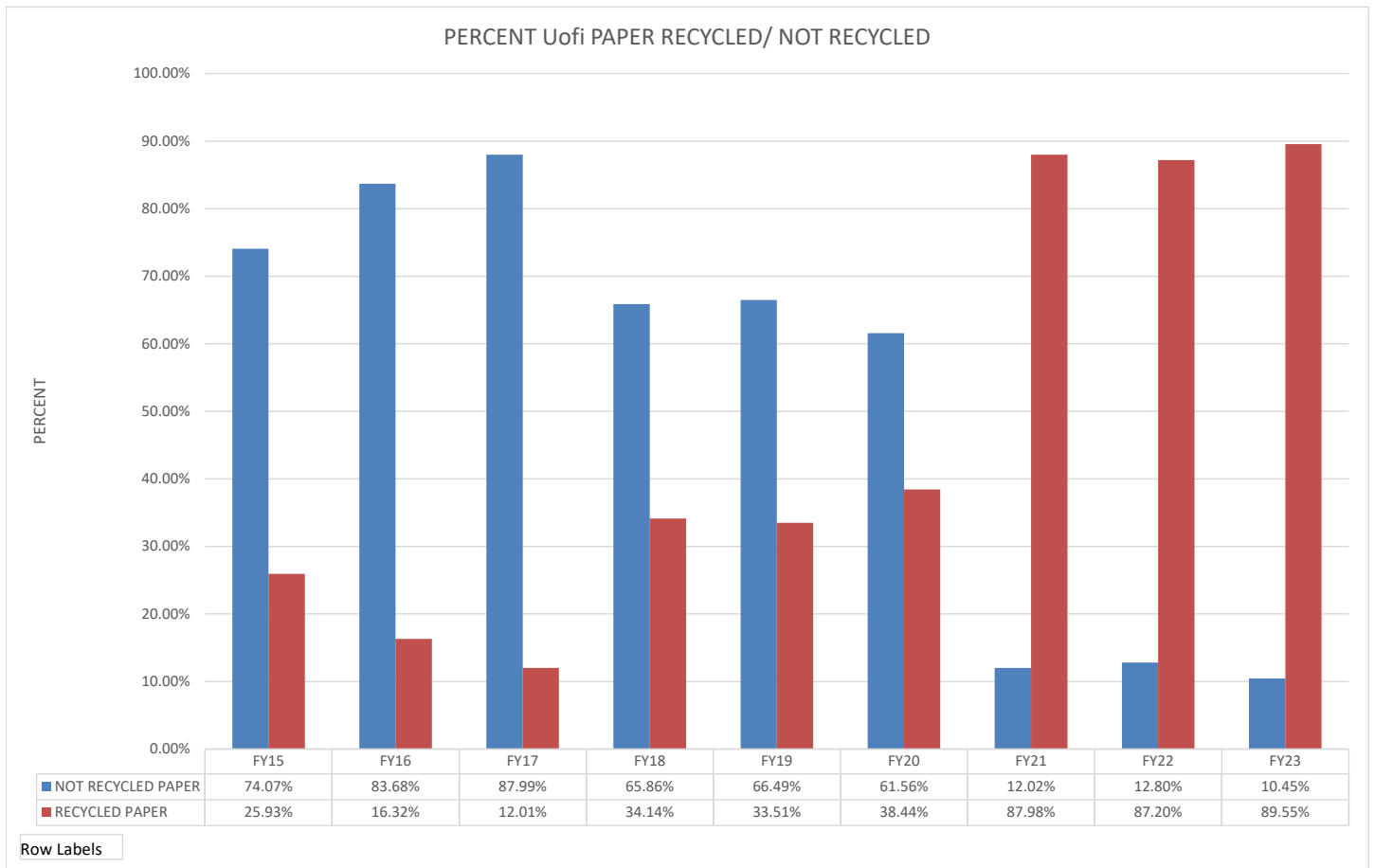


FY15 - 23 Uofi COPY PAPER (ODP Corporation Only)

CAMPUS (All)

RECYCLED CONT	FY15	FY16	FY17	FY18	FY19	FY20	FY21	FY22	FY23
0%	\$847,923.69	\$706,856.97	\$721,976.74	\$372,764.62	\$580,897.25	\$496,822.41	\$182,051.82	\$269,910.17	\$350,720.44
30%	\$117,433.65	\$113,228.84	\$79,803.86	\$91,271.16	\$111,260.17	\$109,377.05	\$83,440.59	\$79,029.23	\$68,362.12
50%	\$15,685.97	\$11,350.20	\$5,990.39	\$39,213.40	\$46,131.40	\$28,211.60	\$20,465.29	\$32,012.87	\$37,241.47
100%	\$52,100.79	\$13,304.90	\$4,755.96						
Grand Total	\$1,033,144.10	\$844,740.91	\$812,526.95	\$503,249.18	\$738,288.82	\$634,411.06	\$285,957.70	\$380,952.27	\$456,324.03

CAMPUS (All)

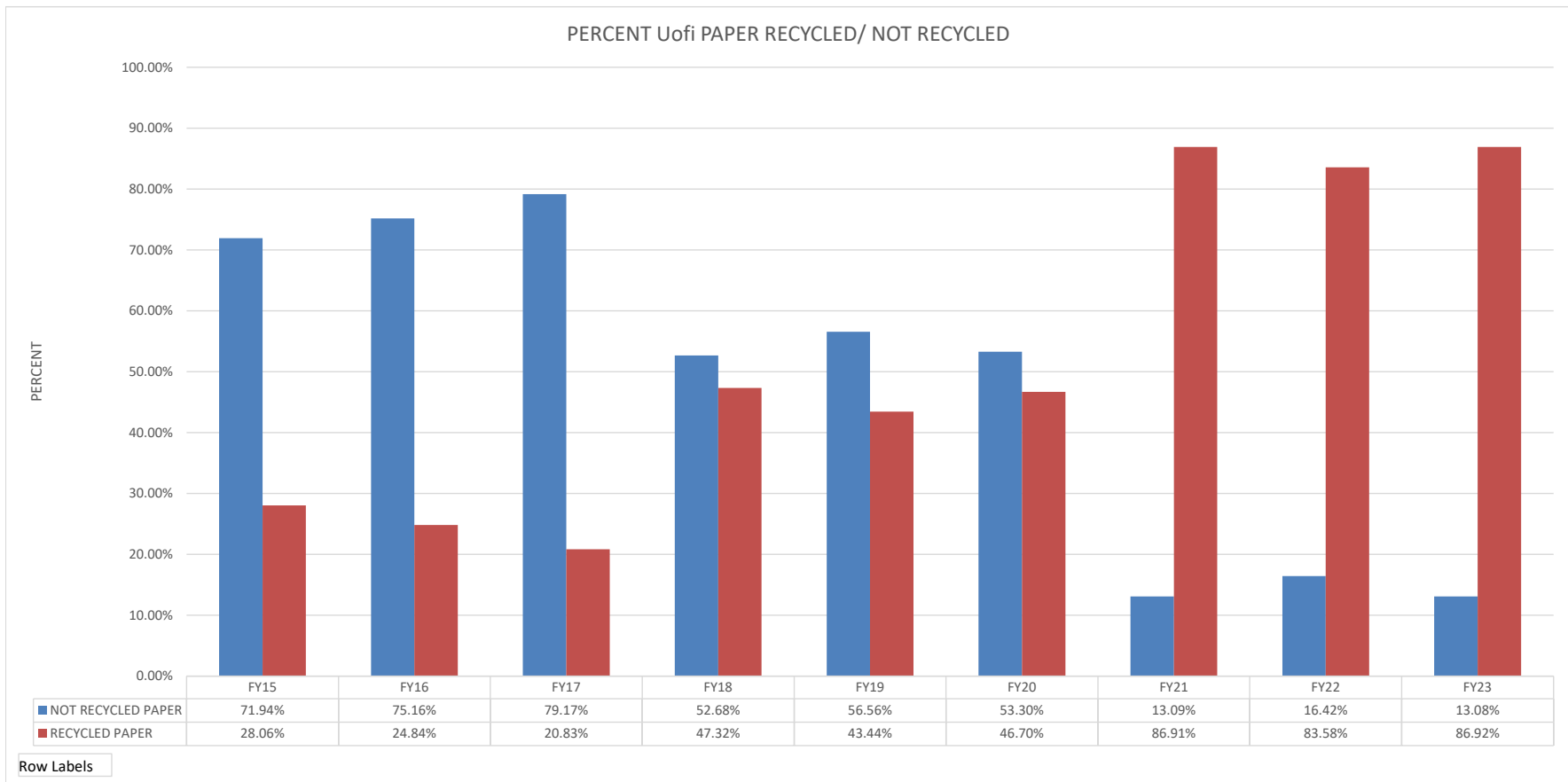


FY15 - 23 UIUC COPY PAPER (ODP Corporation Only)

CAMPUS UIUC

RECYCLED CONT	FY15	FY16	FY17	FY18	FY19	FY20	FY21	FY22	FY23
0%	\$381,698.07	\$262,374.44	\$270,080.44	\$135,408.76	\$193,490.06	\$174,183.94	\$39,125.41	\$88,277.41	\$152,882.69
30%	\$79,066.61	\$71,740.93	\$58,398.27	\$71,219.83	\$84,903.66	\$79,024.19	\$45,267.19	\$27,398.64	\$23,499.13
50%	\$10,848.43	\$7,667.04	\$4,442.14	\$12,638.93	\$17,060.26	\$12,516.79	\$5,910.54	\$13,232.45	\$16,467.07
100%	\$22,642.97	\$7,290.53	\$922.04						
Grand Total	\$494,256.08	\$349,072.94	\$333,842.89	\$219,267.52	\$295,453.98	\$265,724.92	\$90,303.14	\$128,908.50	\$192,848.89

CAMPUS UIUC

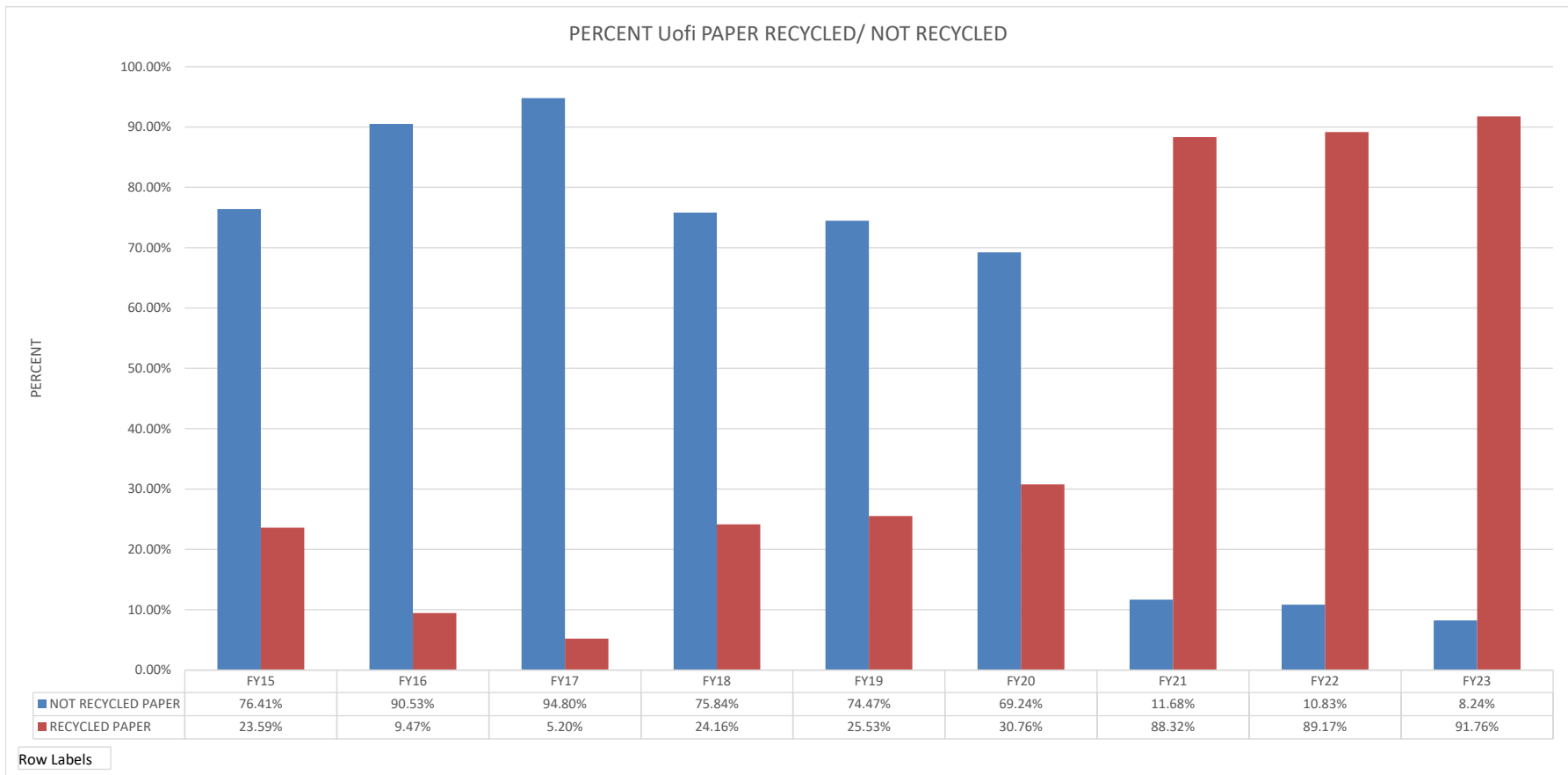


FY15 - 23 UIC COPY PAPER (ODP Corporation Only)

CAMPUS UIC

RECYCLED CONT	FY15	FY16	FY17	FY18	FY19	FY20	FY21	FY22	FY23
0%	\$419,427.99	\$413,566.67	\$423,526.37	\$224,425.21	\$361,662.84	\$303,990.60	\$135,474.28	\$174,539.86	\$191,480.16
30%	\$34,840.39	\$36,012.22	\$18,366.08	\$18,138.09	\$23,159.47	\$28,856.39	\$37,587.87	\$50,556.98	\$43,537.28
50%	\$3,630.50	\$2,007.78	\$1,472.41	\$25,124.62	\$28,375.12	\$15,559.29	\$14,224.05	\$17,676.73	\$18,916.25
100%	\$25,969.77	\$5,238.44	\$2,075.14						
Grand Total	\$483,868.65	\$456,825.11	\$445,440.00	\$267,687.92	\$413,197.43	\$348,406.28	\$187,286.20	\$242,773.57	\$253,933.69

CAMPUS UIC

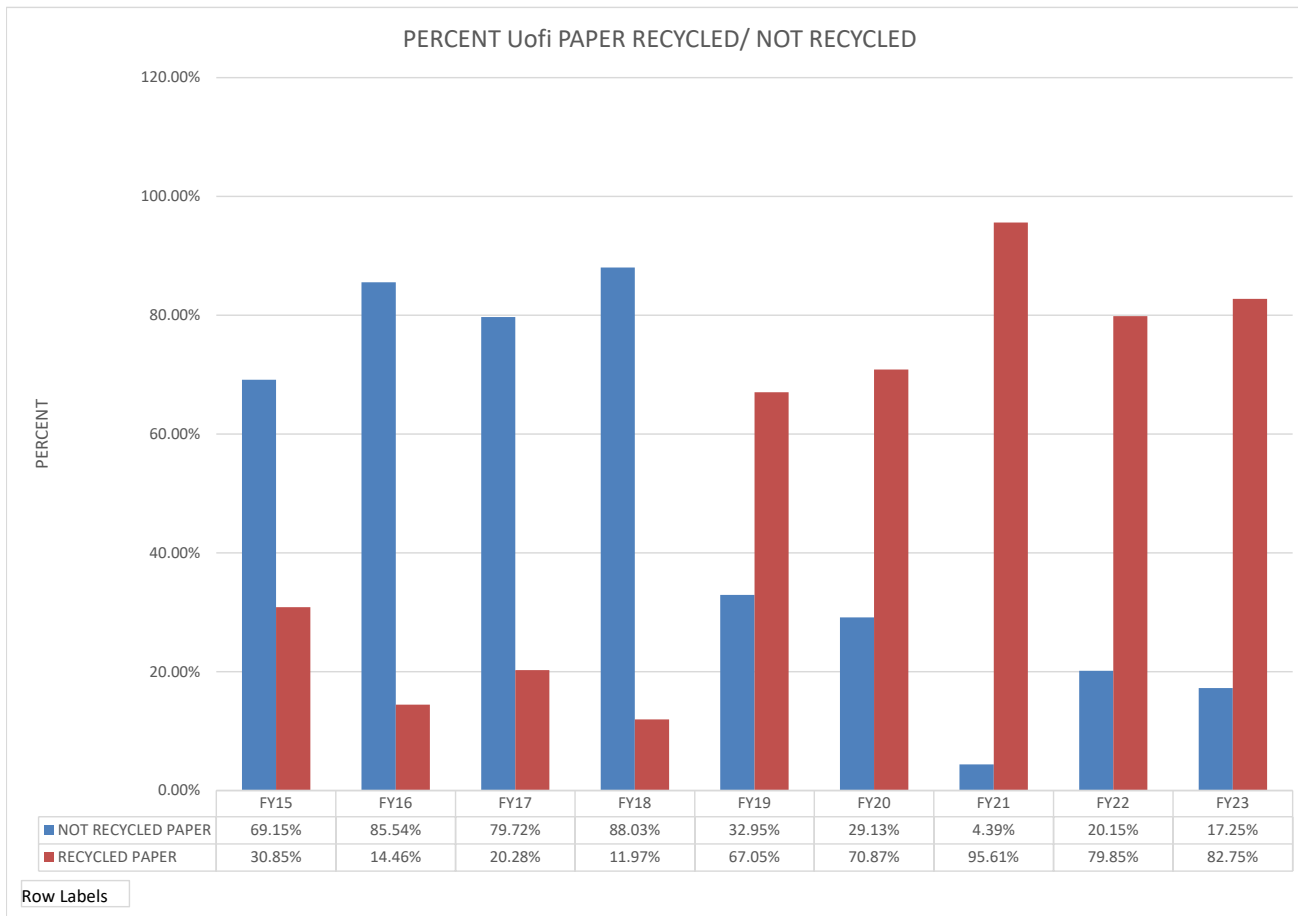


FY15 - 23 UIS COPY PAPER (ODP Corporation Only)

CAMPUS UIS

RECYCLED CONT	FY15	FY16	FY17	FY18	FY19	FY20	FY21	FY22	FY23
0%	\$10,171.76	\$9,691.77	\$9,923.47	\$5,790.81	\$12,904.03	\$10,171.18	\$4,800.10	\$3,283.36	\$2,761.34
30%	\$1,450.74	\$695.31	\$753.52	\$234.37	\$1,262.22	\$488.95	\$193.16	\$248.79	\$663.57
50%	\$174.44	\$284.90		\$289.47	\$246.73		\$215.25	\$426.98	\$1,044.75
100%	\$1,550.37	\$657.90	\$1,758.78						
Grand Total	\$13,347.31	\$11,329.88	\$12,435.77	\$6,314.65	\$14,412.98	\$10,660.13	\$5,208.51	\$3,959.13	\$4,469.66

CAMPUS UIS



FY15 - 23 SYSTEM COPY PAPER (ODP Corporation Only)

CAMPUS UA

RECYCLED CONT	FY15	FY16	FY17	FY18	FY19	FY20	FY21	FY22	FY23
0%	\$36,625.87	\$21,224.09	\$18,446.46	\$7,139.84	\$12,840.32	\$8,476.69	\$2,652.03	\$3,809.54	\$3,596.25
30%	\$2,075.91	\$4,780.38	\$2,285.99	\$1,678.87	\$1,934.82	\$1,007.52	\$392.37	\$824.82	\$662.14
50%	\$1,032.60	\$1,390.48	\$75.84	\$1,160.38	\$449.29	\$135.52	\$115.45	\$676.71	\$813.40
100%	\$1,937.68	\$118.03							
Grand Total	\$41,672.06	\$27,512.98	\$20,808.29	\$9,979.09	\$15,224.43	\$9,619.73	\$3,159.85	\$5,311.07	\$5,071.79

CAMPUS UA

